

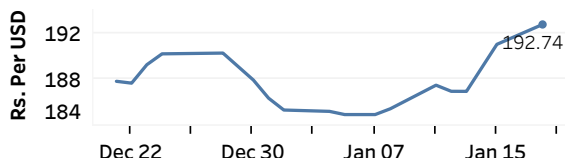


Real GDP 2020 Q3: 1.5% NCPI Y-o-Y Change (2013=100) Nov: 5.2% CCPI Y-o-Y Change (2013=100) Dec: 4.2%

## Exchange Rates

18-Jan-21	TT Buying	TT Selling
Rs. Per Unit		
USD	191.6475	196.0262
GBP	259.5688	266.6143
EUR	230.4325	237.3172
JPY	1.8445	1.8961

### Indicative USD Spot Exchange Rate



Source: Central Bank of Sri Lanka

## Gold Price

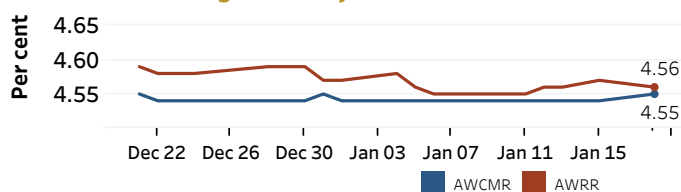


Source: Reuters

## Money Market

Policy Rates: SDF Rate: 4.50% SLF Rate: 5.50% Bank Rate: 8.50% SRR: 2.00%

### Overnight Money Market Rates



15-Jan-21 18-Jan-21

Overnight Liquidity (Rs. bn) 222.45 213.91

### Yield Rates of T-Bills

	Primary Market	Secondary Market
	15-Jan-21	15-Jan-21
91 Day	4.70	4.66
182 Day	4.78	4.79
364 Day	5.02	5.02

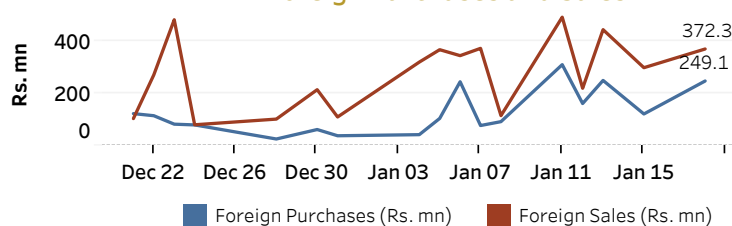
Source: Central Bank of Sri Lanka

## Share Market

18-Jan-21	
ASPI	7,922.66
S&P SL20	3,003.30
Daily Turnover	
Rs. 12,183.01 mn	

Market Capitalisation	PE Ratio
Rs. 3,463.30 bn	13.2

### Foreign Purchases and Sales

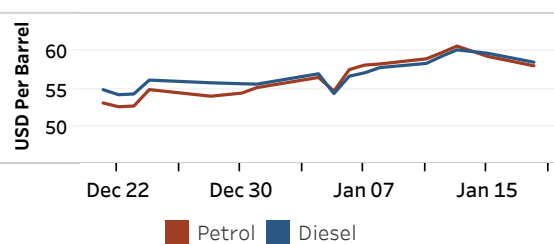


Source: Colombo Stock Exchange

## Energy

### Refined Oil Products - Singapore Market

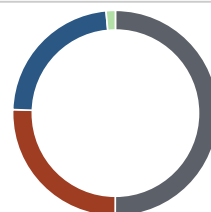
USD per Barrel	Petrol	Diesel
18-Jan-21	58.05	58.53



Source: Reuters

### Electricity Generation

18-Jan-21	
Total Energy (GWh)	38.18
Peak Demand (MW)	2,292.97



Per cent	Source
50.0	Thermal Coal
25.5	Thermal Oil
23.0	Hydro
1.4	Wind

Source: Ceylon Electricity Board