

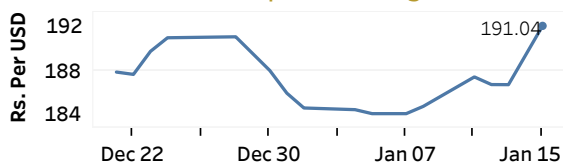


Real GDP 2020 Q3: 1.5% NCPI Y-o-Y Change (2013=100) Nov: 5.2% CCPI Y-o-Y Change (2013=100) Dec: 4.2%

### Exchange Rates

15-Jan-21	TT Buying	TT Selling
Rs. Per Unit		
USD	190.7700	196.0500
GBP	261.6746	269.7095
EUR	231.5872	238.6519
JPY	1.8434	1.8980

#### Indicative USD Spot Exchange Rate



Source: Central Bank of Sri Lanka

### Gold Price

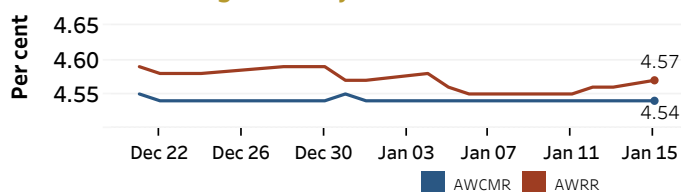


Source: Reuters

### Money Market

Policy Rates: SDF Rate: 4.50% SLF Rate: 5.50% Bank Rate: 8.50% SRR: 2.00%

#### Overnight Money Market Rates



13-Jan-21 15-Jan-21

Overnight Liquidity (Rs. bn) 204.38 222.45

#### Yield Rates of T-Bills

	Primary Market	Secondary Market
	08-Jan-21	13-Jan-21
91 Day	4.71	4.64
182 Day	4.80	4.75
364 Day	5.05	4.80

Source: Central Bank of Sri Lanka

### Share Market

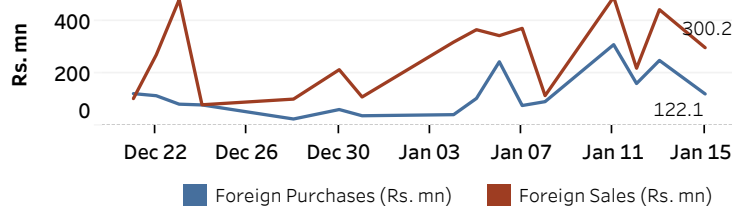
15-Jan-21		
ASPI	▲	7,734.57
S&P SL20	▲	2,902.98

#### Daily Turnover

Rs. 12,462.33 mn

Market Capitalisation	PE Ratio
Rs. 3,381.08 bn	12.9

#### Foreign Purchases and Sales

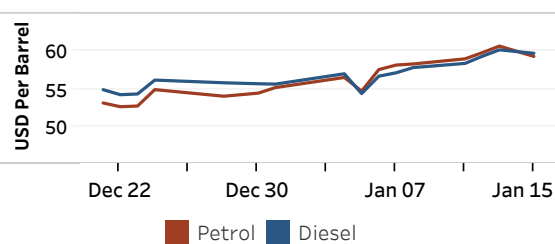


Source: Colombo Stock Exchange

### Energy

#### Refined Oil Products - Singapore Market

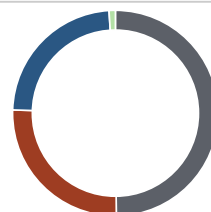
USD per Barrel	Petrol	Diesel
15-Jan-21	59.30	59.72



Source: Reuters

#### Electricity Generation

	13-Jan-21
Total Energy (GWh)	39.09
Peak Demand (MW)	2,322.90



Per cent	
49.9	Thermal Coal
25.6	Thermal Oil
23.5	Hydro
1.0	Wind

Source: Ceylon Electricity Board