

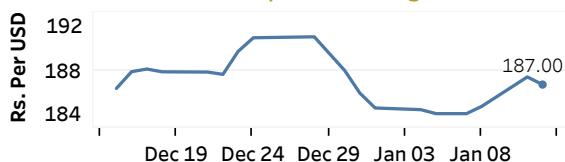


Real GDP 2020 Q3: 1.5% NCPI Y-o-Y Change (2013=100) Nov: 5.2% CCPI Y-o-Y Change (2013=100) Dec: 4.2%

Exchange Rates

Rs. Per Unit	TT Buying	TT Selling
USD	188.4900	193.6500
GBP	255.7831	263.6266
EUR	229.6119	235.9768
JPY	1.8217	1.8705

Indicative USD Spot Exchange Rate



Source: Central Bank of Sri Lanka

Gold Price

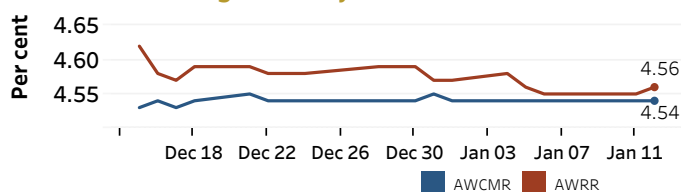


Source: Reuters

Money Market

Policy Rates: SDF Rate: 4.50% SLF Rate: 5.50% Bank Rate: 8.50% SRR: 2.00%

Overnight Money Market Rates



11-Jan-21 12-Jan-21

Overnight Liquidity (Rs. bn) 237.33 232.90

Yield Rates of T-Bills

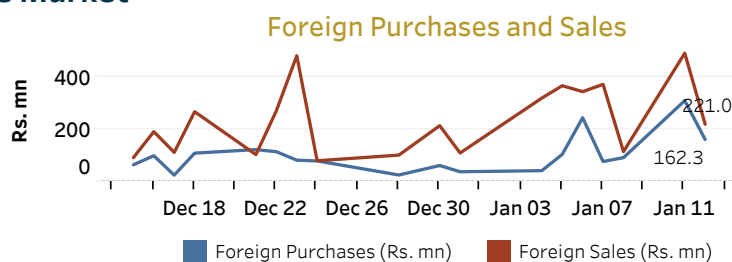
	Primary Market	Secondary Market
	08-Jan-21	11-Jan-21
91 Day	4.71	4.71
182 Day	4.80	4.75
364 Day	5.05	4.79

Source: Central Bank of Sri Lanka

Share Market

	12-Jan-21
ASPI	7,282.24
S&P SL20	2,742.41
Daily Turnover	Rs. 8,585.95 mn

Market Capitalisation	PE Ratio
Rs. 3,183.33 bn	12.1

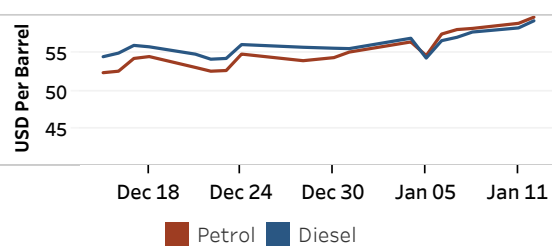


Source: Colombo Stock Exchange

Energy

Refined Oil Products - Singapore Market

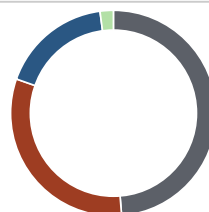
USD per Barrel	Petrol	Diesel
12-Jan-21	59.80	59.32



Source: Reuters

Electricity Generation

	12-Jan-21
Total Energy (GWh)	39.69
Peak Demand (MW)	2,328.20



Per cent	Source
48.7	Thermal Coal
31.6	Thermal Oil
17.5	Hydro
2.1	Wind

Source: Ceylon Electricity Board