

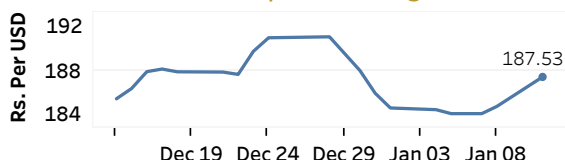


Real GDP 2020 Q3: 1.5% NCPI Y-o-Y Change (2013=100) Nov: 5.2% CCPI Y-o-Y Change (2013=100) Dec: 4.2%

Exchange Rates

11-Jan-21	TT Buying	TT Selling
Rs. Per Unit		
USD	188.0500	192.4700
GBP	254.0502	261.5314
EUR	228.0735	235.1102
JPY	1.8127	1.8621

Indicative USD Spot Exchange Rate



Source: Central Bank of Sri Lanka

Gold Price

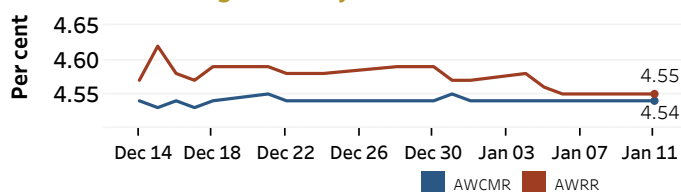


Source: Reuters

Money Market

Policy Rates: SDF Rate: 4.50% SLF Rate: 5.50% Bank Rate: 8.50% SRR: 2.00%

Overnight Money Market Rates



Yield Rates of T-Bills

	Primary Market	Secondary Market
	08-Jan-21	08-Jan-21
91 Day	4.71	4.73
182 Day	4.80	4.75
364 Day	5.05	5.04

	08-Jan-21	11-Jan-21
Overnight Liquidity (Rs. bn)	238.35	237.33

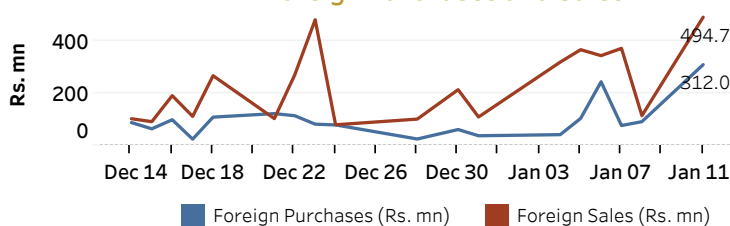
Source: Central Bank of Sri Lanka

Share Market

	11-Jan-21
ASPI	7,203.63
S&P SL20	2,730.85
Daily Turnover	Rs. 7,759.39 mn

Market Capitalisation	PE Ratio
Rs. 3,148.97 bn	12.0

Foreign Purchases and Sales

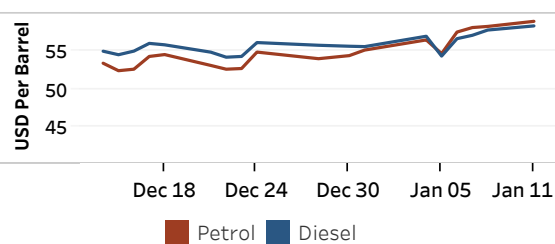


Source: Colombo Stock Exchange

Energy

Refined Oil Products - Singapore Market

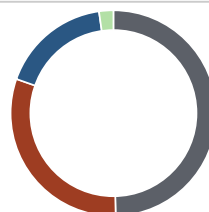
USD per Barrel	Petrol	Diesel
11-Jan-21	58.98	58.37



Source: Reuters

Electricity Generation

	11-Jan-21
Total Energy (GWh)	38.61
Peak Demand (MW)	2,339.00



Per cent	Source
49.7	Thermal Coal
30.7	Thermal Oil
17.4	Hydro
2.2	Wind

Source: Ceylon Electricity Board