

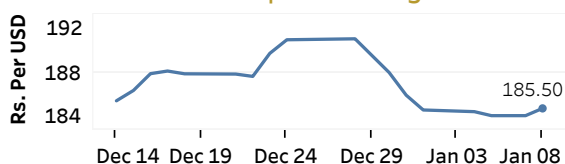


Real GDP 2020 Q3: 1.5% NCPI Y-o-Y Change (2013=100) Nov: 5.2% CCPI Y-o-Y Change (2013=100) Dec: 4.2%

Exchange Rates

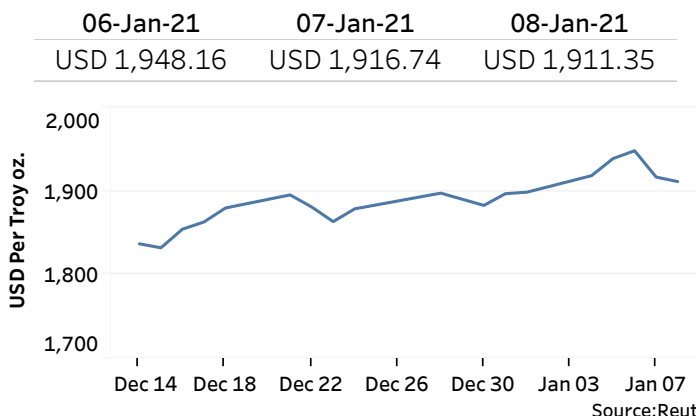
08-Jan-21	TT Buying	TT Selling
Rs. Per Unit		
USD	186.2800	190.9800
GBP	252.2944	259.3173
EUR	237.8470	234.2258
JPY	1.7959	1.8410

Indicative USD Spot Exchange Rate



Source: Central Bank of Sri Lanka

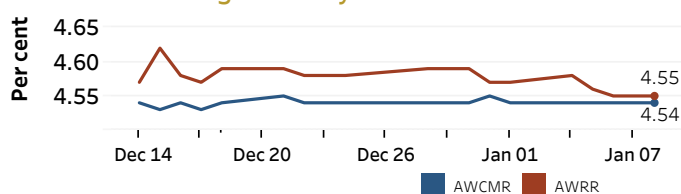
Gold Price



Money Market

Policy Rates: SDF Rate: 4.50% SLF Rate: 5.50% Bank Rate: 8.50% SRR: 2.00%

Overnight Money Market Rates



Yield Rates of T-Bills

	Primary Market	Secondary Market
	01-Jan-21	07-Jan-21
91 Day	4.69	4.64
182 Day	4.80	4.75
364 Day	5.05	4.97

Source: Central Bank of Sri Lanka

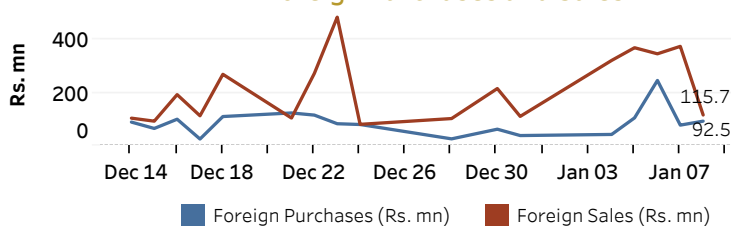
	07-Jan-21	08-Jan-21
Overnight Liquidity (Rs. bn)	242.22	238.35

Share Market

08-Jan-21		
ASPI	▲	7,119.53
S&P SL20	▲	2,704.87
Daily Turnover		
Rs. 6,169.58 mn		

Market Capitalisation	PE Ratio
Rs. 3,112.20 bn	11.8

Foreign Purchases and Sales

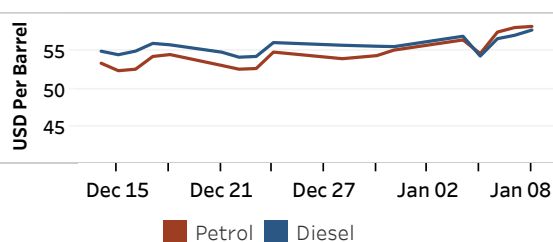


Source: Colombo Stock Exchange

Energy

Refined Oil Products - Singapore Market

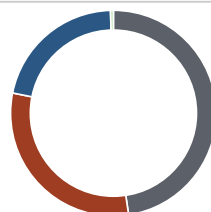
USD per Barrel	Petrol	Diesel
08-Jan-21	58.30	57.82



Source: Reuters

Electricity Generation

08-Jan-21	
Total Energy (GWh)	41.10
Peak Demand (MW)	2,442.30



Per cent	Source
47.7	Thermal Coal
30.5	Thermal Oil
21.4	Hydro
0.4	Wind

Source: Ceylon Electricity Board