

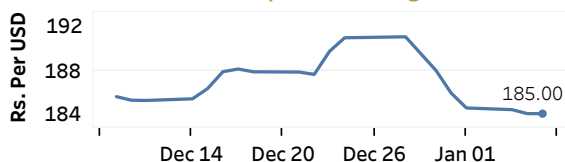


Real GDP 2020 Q3: 1.5% NCPI Y-o-Y Change (2013=100) Nov: 5.2% CCPI Y-o-Y Change (2013=100) Dec: 4.2%

### Exchange Rates

06-Jan-21	TT Buying	TT Selling
Rs. Per Unit		
USD	187.5400	191.9600
GBP	256.6008	263.5679
EUR	230.1819	236.5615
JPY	1.8401	1.8847

#### Indicative USD Spot Exchange Rate



Source: Central Bank of Sri Lanka

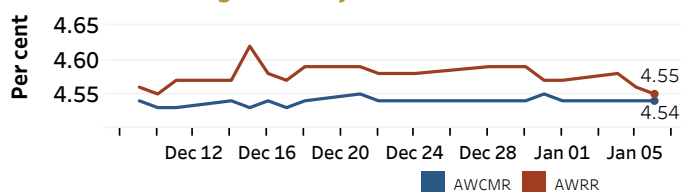
### Gold Price



### Money Market

Policy Rates: SDF Rate: 4.50% SLF Rate: 5.50% Bank Rate: 8.50% SRR: 2.00%

#### Overnight Money Market Rates



05-Jan-21 06-Jan-21

Overnight Liquidity (Rs. bn) 248.98 244.45

#### Yield Rates of T-Bills

	Primary Market	Secondary Market
	01-Jan-21	05-Jan-21
91 Day	4.69	4.45
182 Day	4.80	4.77
364 Day	5.05	4.90

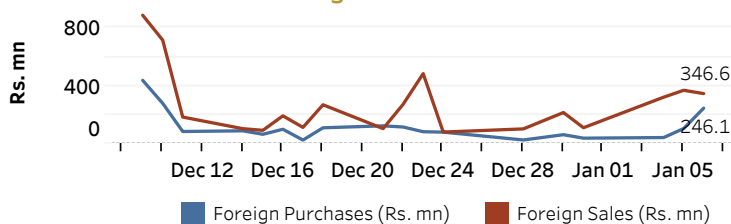
Source: Central Bank of Sri Lanka

### Share Market

06-Jan-21	
ASPI	7,036.76 ▲
S&P SL20	2,703.19 ▼
Daily Turnover	
Rs. 7,156.53 mn	

Market Capitalisation	PE Ratio
Rs. 3,076.02 bn	11.7

#### Foreign Purchases and Sales

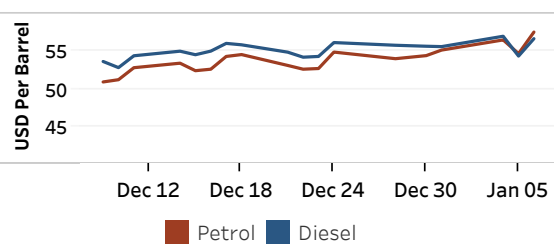


Source: Colombo Stock Exchange

### Energy

#### Refined Oil Products - Singapore Market

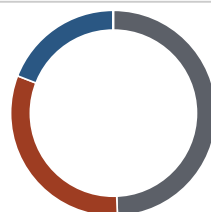
USD per Barrel	Petrol	Diesel
06-Jan-21	57.55	56.67



Source: Reuters

#### Electricity Generation

06-Jan-21	
Total Energy (GWh)	39.54
Peak Demand (MW)	2,314.09



Per cent	Source
49.4	Thermal Coal
31.5	Thermal Oil
19.0	Hydro
0.1	Wind

Source: Ceylon Electricity Board