

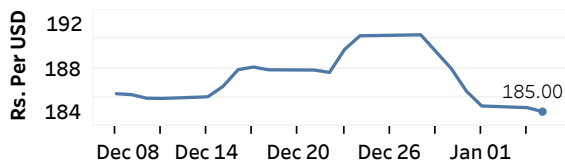


Real GDP 2020 Q3: 1.5% NCPI Y-o-Y Change (2013=100) Nov: 5.2% CCPI Y-o-Y Change (2013=100) Dec: 4.2%

Exchange Rates

| 05-Jan-21 | TT Buying | TT Selling |
|--------------|-----------|------------|
| Rs. Per Unit | | |
| USD | 187.6000 | 191.9000 |
| GBP | 256.1466 | 263.2182 |
| EUR | 229.1055 | 236.0804 |
| JPY | 1.8278 | 1.8795 |

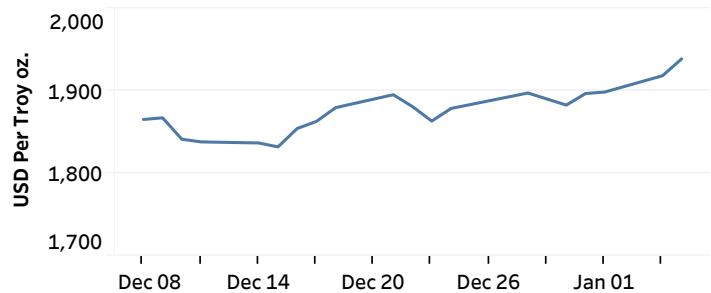
Indicative USD Spot Exchange Rate



Source: Central Bank of Sri Lanka

Gold Price

| 01-Jan-21 | 04-Jan-21 | 05-Jan-21 |
|--------------|--------------|--------------|
| USD 1,898.69 | USD 1,918.39 | USD 1,938.85 |

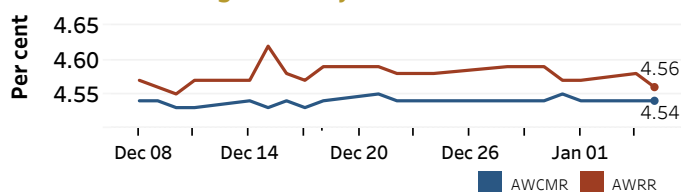


Source: Reuters

Money Market

Policy Rates: SDF Rate: 4.50% SLF Rate: 5.50% Bank Rate: 8.50% SRR: 2.00%

Overnight Money Market Rates



04-Jan-21 05-Jan-21

Yield Rates of T-Bills

| | Primary Market | Secondary Market |
|---------|----------------|------------------|
| | 01-Jan-21 | 04-Jan-21 |
| 91 Day | 4.69 | 4.52 |
| 182 Day | 4.80 | 4.65 |
| 364 Day | 5.05 | 5.00 |

Overnight Liquidity (Rs. bn) 244.60 248.98

Source: Central Bank of Sri Lanka

Share Market

05-Jan-21

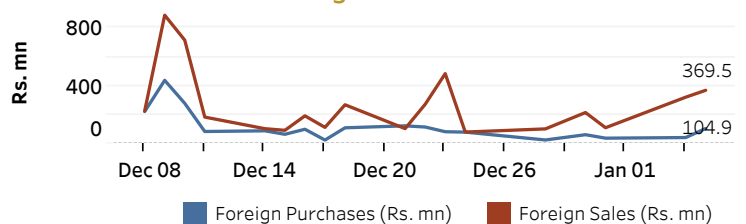
| | | |
|----------|---|----------|
| ASPI | ▲ | 6,978.86 |
| S&P SL20 | ▲ | 2,707.64 |

Daily Turnover

Rs. 6,188.20 mn

| Market Capitalisation | PE Ratio |
|-----------------------|----------|
| Rs. 3,050.09 bn | 11.6 |

Foreign Purchases and Sales

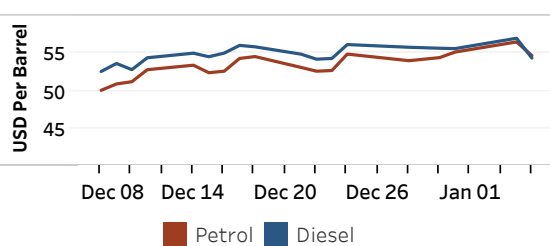


Source: Colombo Stock Exchange

Energy

Refined Oil Products - Singapore Market

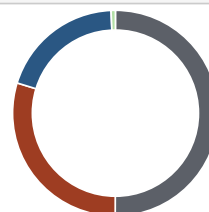
| USD per Barrel | Petrol | Diesel |
|----------------|--------|--------|
| 05-Jan-21 | 54.68 | 54.35 |



Source: Reuters

Electricity Generation

| | 05-Jan-21 |
|--------------------|-----------|
| Total Energy (GWh) | 38.75 |
| Peak Demand (MW) | 2,227.70 |



| Per cent | Source |
|----------|--------------|
| 50.1 | Thermal Coal |
| 29.7 | Thermal Oil |
| 19.6 | Hydro |
| 0.7 | Wind |

Source: Ceylon Electricity Board