

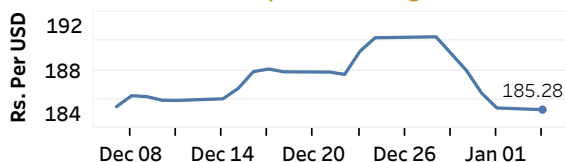


Real GDP 2020 Q3: 1.5% NCPI Y-o-Y Change (2013=100) Nov: 5.2% CCPI Y-o-Y Change (2013=100) Dec: 4.2%

Exchange Rates

04-Jan-21	TT Buying	TT Selling
Rs. Per Unit		
USD	184.8200	189.8800
GBP	252.5236	260.7390
EUR	225.6029	233.5892
JPY	1.7845	1.8544

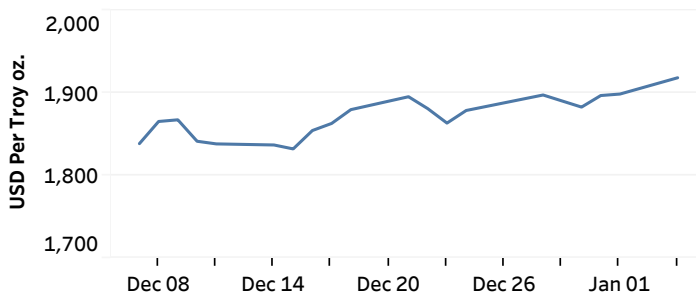
Indicative USD Spot Exchange Rate



Source: Central Bank of Sri Lanka

Gold Price

31-Dec-20	01-Jan-21	04-Jan-21
USD 1,896.89	USD 1,898.69	USD 1,918.39

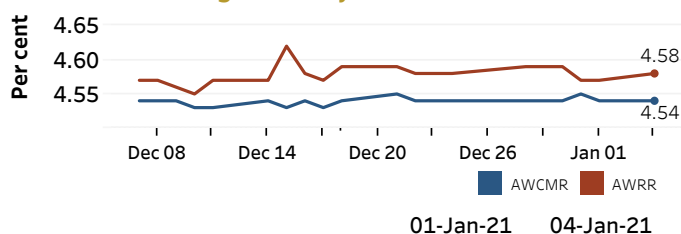


Source: Reuters

Money Market

Policy Rates: SDF Rate: 4.50% SLF Rate: 5.50% Bank Rate: 8.50% SRR: 2.00%

Overnight Money Market Rates



01-Jan-21 04-Jan-21

Overnight Liquidity (Rs. bn)	266.52	244.60
------------------------------	--------	--------

Yield Rates of T-Bills

	Primary Market	Secondary Market
	01-Jan-21	01-Jan-21
91 Day	4.69	4.67
182 Day	4.80	4.73
364 Day	5.05	5.00

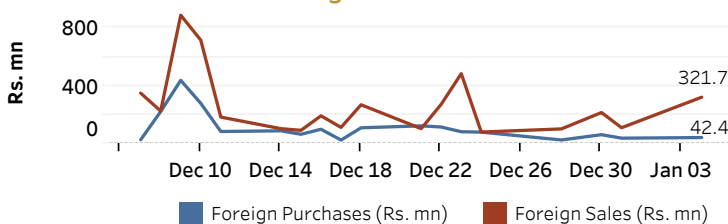
Source: Central Bank of Sri Lanka

Share Market

04-Jan-21	
ASPI	▲ 6,894.98
S&P SL20	▲ 2,687.45
Daily Turnover	
Rs. 4,969.98 mn	

Market Capitalisation	PE Ratio
Rs. 3,013.43 bn	11.5

Foreign Purchases and Sales

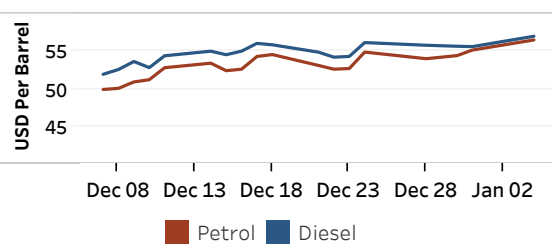


Source: Colombo Stock Exchange

Energy

Refined Oil Products - Singapore Market

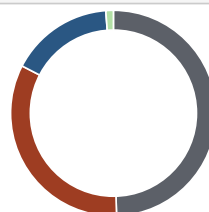
USD per Barrel	Petrol	Diesel
04-Jan-21	56.50	56.99



Source: Reuters

Electricity Generation

04-Jan-21	
Total Energy (GWh)	39.31
Peak Demand (MW)	2,239.20



Per cent	
49.5	Thermal Coal
33.1	Thermal Oil
16.2	Hydro
1.2	Wind

Source: Ceylon Electricity Board