

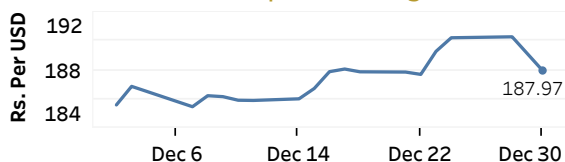


Real GDP 2020 Q3: 1.5% NCPI Y-o-Y Change (2013=100) Nov: 5.2% CCPI Y-o-Y Change (2013=100) Nov: 4.1%

Exchange Rates

30-Dec-20	TT Buying	TT Selling
Rs. Per Unit		
USD	185.2000	190.0200
GBP	250.1013	258.2709
EUR	226.5650	234.5707
JPY	1.7800	1.8519

Indicative USD Spot Exchange Rate



Source: Central Bank of Sri Lanka

Gold Price

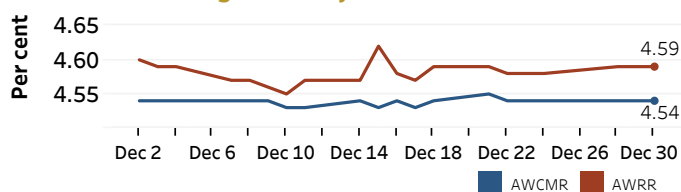


Source: Reuters

Money Market

Policy Rates: SDF Rate: 4.50% SLF Rate: 5.50% Bank Rate: 8.50% SRR: 2.00%

Overnight Money Market Rates



28-Dec-20 30-Dec-20

Yield Rates of T-Bills

	Primary Market	Secondary Market
	24-Dec-20	28-Dec-20
91 Day	4.67	4.51
182 Day	4.78	4.77
364 Day	5.03	5.00

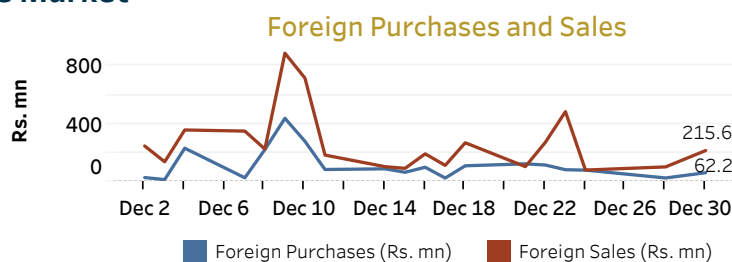
Overnight Liquidity (Rs. bn) 224.06 232.30

Source: Central Bank of Sri Lanka

Share Market

30-Dec-20	
ASPI	▲ 6,748.01
S&P SL20	▲ 2,631.53
Daily Turnover	
Rs. 3,753.93 mn	

Market Capitalisation	PE Ratio
Rs. 2,949.17 bn	11.2

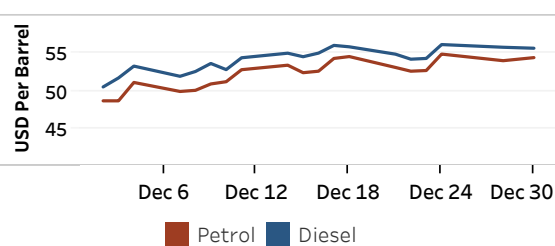


Source: Colombo Stock Exchange

Energy

Refined Oil Products - Singapore Market

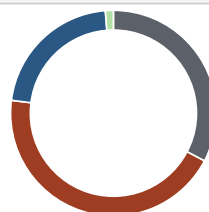
USD per Barrel	Petrol	Diesel
30-Dec-20	54.41	55.66



Source: Reuters

Electricity Generation

	30-Dec-20
Total Energy (GWh)	39.91
Peak Demand (MW)	2,454.90



Per cent	Source
32.7	Thermal Coal
44.3	Thermal Oil
21.8	Hydro
1.2	Wind

Source: Ceylon Electricity Board