

Real GDP 2020 Q3: 1.5% NCPI Y-o-Y Change (2013=100) Nov: 5.2% CCPI Y-o-Y Change (2013=100) Nov: 4.1%

Exchange Rates

28-Dec-20	TT Buying	TT Selling
Rs. Per Unit		
USD	186.7000	192.1000
GBP	252.1467	261.6006
EUR	226.8394	235.7107
JPY	1.7847	1.8743

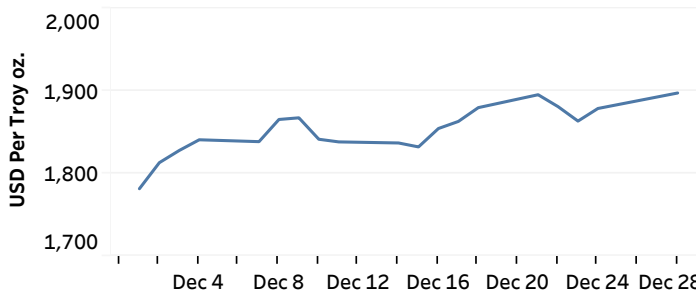
Indicative USD Spot Exchange Rate



Source: Central Bank of Sri Lanka

Gold Price

23-Dec-20	24-Dec-20	28-Dec-20
USD 1,863.55	USD 1,878.79	USD 1,897.54

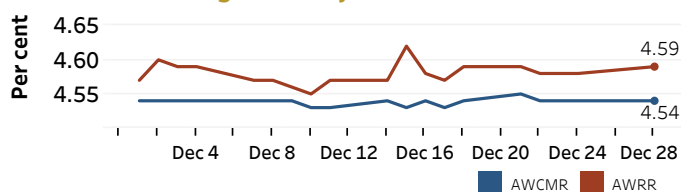


Source: Reuters

Money Market

Policy Rates: SDF Rate: 4.50% SLF Rate: 5.50% Bank Rate: 8.50% SRR: 2.00%

Overnight Money Market Rates



24-Dec-20 28-Dec-20

Overnight Liquidity (Rs. bn)	231.10	224.06
------------------------------	--------	--------

Yield Rates of T-Bills

	Primary Market	Secondary Market
	24-Dec-20	24-Dec-20
91 Day	4.67	4.49
182 Day	4.78	4.76
364 Day	5.03	4.99

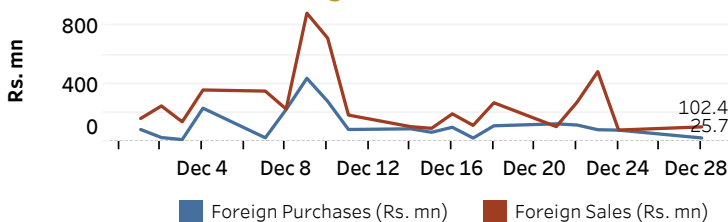
Source: Central Bank of Sri Lanka

Share Market

28-Dec-20	
ASPI	▲ 6,704.89
S&P SL20	▲ 2,614.84
Daily Turnover	
Rs. 1,379.07 mn	

Market Capitalisation	PE Ratio
Rs. 2,930.32 bn	11.1

Foreign Purchases and Sales

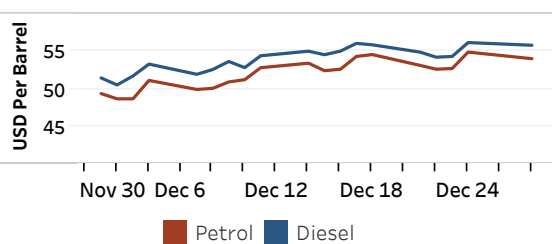


Source: Colombo Stock Exchange

Energy

Refined Oil Products - Singapore Market

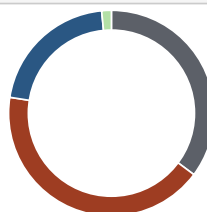
USD per Barrel	Petrol	Diesel
28-Dec-20	54.00	55.79



Source: Reuters

Electricity Generation

	28-Dec-20
Total Energy (GWh)	36.72
Peak Demand (MW)	2,229.50



Per cent	Source
35.2	Thermal Coal
42.3	Thermal Oil
21.0	Hydro
1.5	Wind

Source: Ceylon Electricity Board