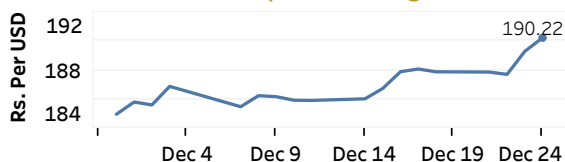


Real GDP 2020 Q3: 1.5% NCPI Y-o-Y Change (2013=100) Nov: 5.2% CCPI Y-o-Y Change (2013=100) Nov: 4.1%

Exchange Rates

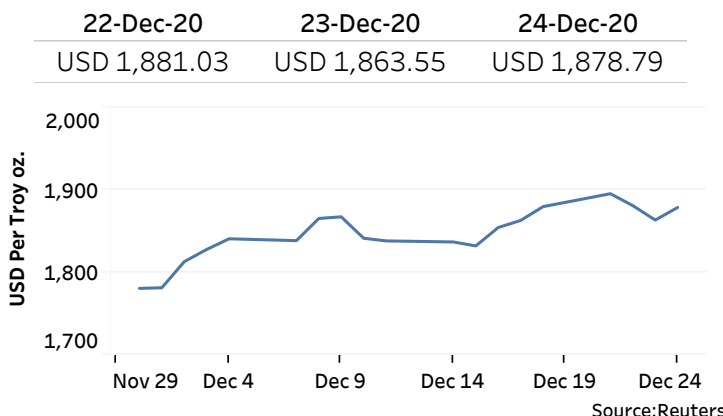
24-Dec-20	TT Buying	TT Selling
Rs. Per Unit		
USD	189.0800	194.6600
GBP	255.2322	265.0264
EUR	229.6236	238.9572
JPY	1.8110	1.8953

Indicative USD Spot Exchange Rate



Source: Central Bank of Sri Lanka

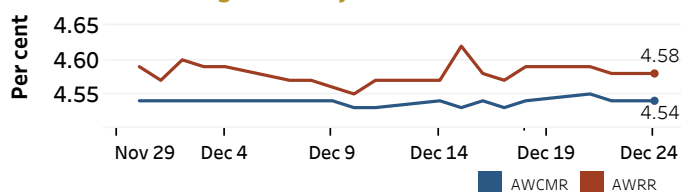
Gold Price



Money Market

Policy Rates: SDF Rate: 4.50% SLF Rate: 5.50% Bank Rate: 8.50% SRR: 2.00%

Overnight Money Market Rates



Yield Rates of T-Bills

	Primary Market	Secondary Market
	18-Dec-20	23-Dec-20
91 Day	4.67	4.52
182 Day	4.78	4.62
364 Day	5.01	4.86

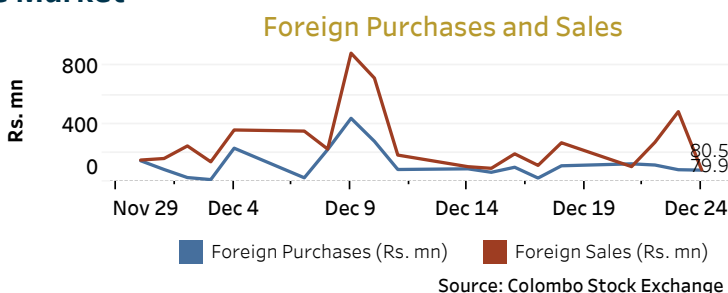
	23-Dec-20	24-Dec-20
Overnight Liquidity (Rs. bn)	228.62	231.10

Source: Central Bank of Sri Lanka

Share Market

24-Dec-20	
ASPI	▲ 6,685.64
S&P SL20	▲ 2,599.67
Daily Turnover	
Rs. 2,745.54 mn	

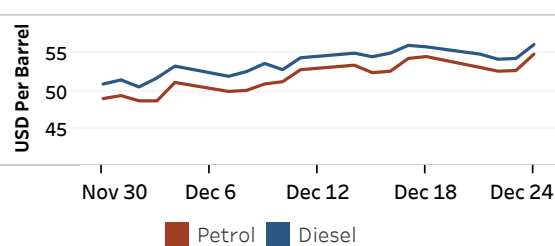
Market Capitalisation	PE Ratio
Rs. 2,921.75 bn	11.3



Energy

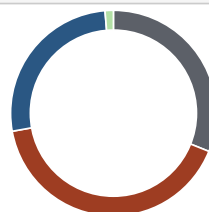
Refined Oil Products - Singapore Market

USD per Barrel	Petrol	Diesel
24-Dec-20	54.88	56.15



Electricity Generation

	24-Dec-20
Total Energy (GWh)	37.95
Peak Demand (MW)	2,314.10



Per cent	Source
31.1	Thermal Coal
41.1	Thermal Oil
26.5	Hydro
1.3	Wind

Source: Ceylon Electricity Board