

Real GDP 2020 Q3: 1.5% NCPI Y-o-Y Change (2013=100) Nov: 5.2% CCPI Y-o-Y Change (2013=100) Nov: 4.1%

Exchange Rates

23-Dec-20	TT Buying	TT Selling
Rs. Per Unit		
USD	188.0100	193.0500
GBP	250.9720	259.3906
EUR	227.8963	235.9886
JPY	1.8024	1.8780

Indicative USD Spot Exchange Rate



Source: Central Bank of Sri Lanka

Gold Price

21-Dec-20	22-Dec-20	23-Dec-20
USD 1,895.45	USD 1,881.03	USD 1,863.55

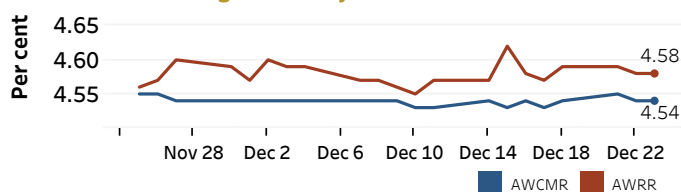


Source: Reuters

Money Market

Policy Rates: SDF Rate: 4.50% SLF Rate: 5.50% Bank Rate: 8.50% SRR: 2.00%

Overnight Money Market Rates



22-Dec-20 23-Dec-20

Yield Rates of T-Bills

	Primary Market 18-Dec-20	Secondary Market 22-Dec-20
91 Day	4.67	4.52
182 Day	4.78	4.64
364 Day	5.01	4.93

Overnight Liquidity (Rs. bn) 222.35 228.62

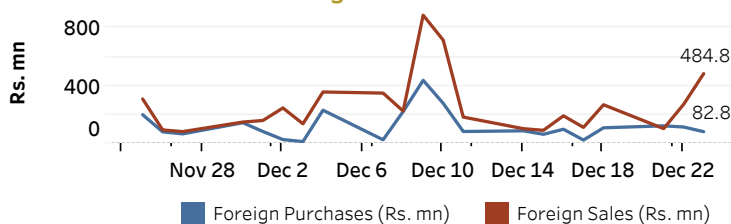
Source: Central Bank of Sri Lanka

Share Market

23-Dec-20	
ASPI	6,629.02
S&P SL20	2,574.73
Daily Turnover	
Rs. 2,718.78 mn	

Market Capitalisation	PE Ratio
Rs. 2,897.01 bn	11.2

Foreign Purchases and Sales

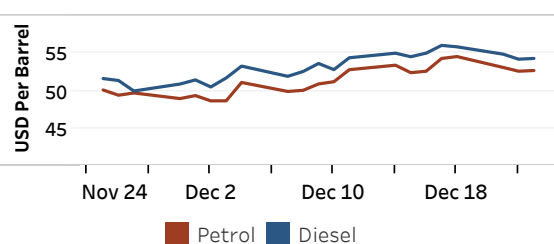


Source: Colombo Stock Exchange

Energy

Refined Oil Products - Singapore Market

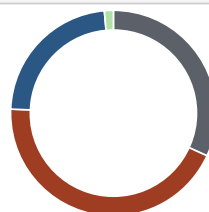
USD per Barrel	Petrol	Diesel
23-Dec-20	52.69	54.30



Source: Reuters

Electricity Generation

	23-Dec-20
Total Energy (GWh)	38.82
Peak Demand (MW)	2,234.80



Per cent
31.8 Thermal Coal
43.8 Thermal Oil
23.0 Hydro
1.4 Wind

Source: Ceylon Electricity Board