

Real GDP 2020 Q3: 1.5%    NCPI Y-o-Y Change (2013=100) Nov: 5.2%    CCPI Y-o-Y Change (2013=100) Nov: 4.1%

## Exchange Rates

22-Dec-20	TT Buying	TT Selling
Rs. Per Unit		
USD	186.8000	191.2000
GBP	249.4057	257.7487
EUR	227.1588	235.1091
JPY	1.7861	1.8694

### Indicative USD Spot Exchange Rate



Source: Central Bank of Sri Lanka

## Gold Price

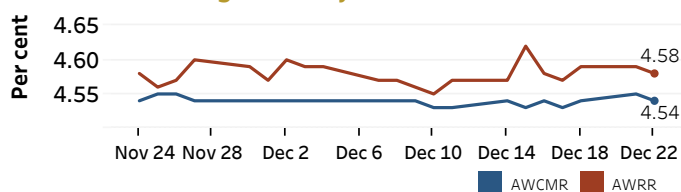


Source: Reuters

## Money Market

Policy Rates: SDF Rate: 4.50%    SLF Rate: 5.50%    Bank Rate: 8.50%    SRR: 2.00%

### Overnight Money Market Rates



21-Dec-20    22-Dec-20

### Yield Rates of T-Bills

	Primary Market	Secondary Market
	18-Dec-20	21-Dec-20
91 Day	4.67	4.53
182 Day	4.78	4.64
364 Day	5.01	4.93

Overnight Liquidity (Rs. bn)    213.92    222.35

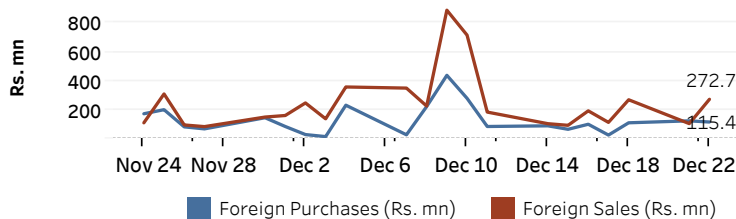
Source: Central Bank of Sri Lanka

## Share Market

22-Dec-20	
ASPI	▲ 6,634.92
S&P SL20	▲ 2,584.63
Daily Turnover	
Rs. 5,844.64 mn	

Market Capitalisation	PE Ratio
Rs. 2,899.58 bn	11.2

### Foreign Purchases and Sales

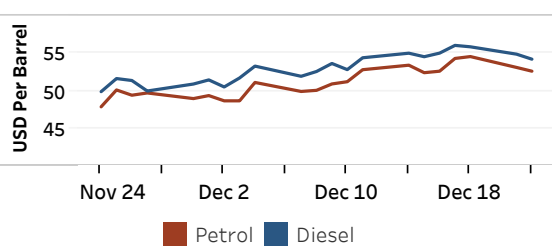


Source: Colombo Stock Exchange

## Energy

### Refined Oil Products - Singapore Market

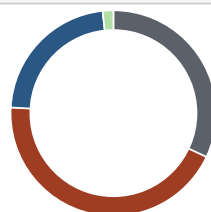
USD per Barrel	Petrol	Diesel
22-Dec-20	52.60	54.20



Source: Reuters

### Electricity Generation

	22-Dec-20
Total Energy (GWh)	40.08
Peak Demand (MW)	2,363.80



Per cent	Source
32.0	Thermal Coal
43.9	Thermal Oil
22.5	Hydro
1.7	Wind

Source: Ceylon Electricity Board