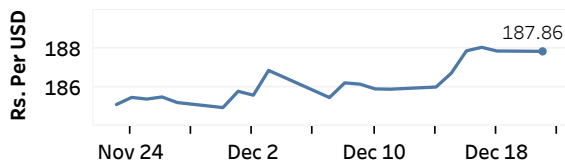


Real GDP 2020 Q3: 1.5% NCPI Y-o-Y Change (2013=100) Nov: 5.2% CCPI Y-o-Y Change (2013=100) Nov: 4.1%

Exchange Rates

21-Dec-20	TT Buying	TT Selling
Rs. Per Unit		
USD	185.9500	190.3700
GBP	247.3186	255.3359
EUR	225.6041	233.4249
JPY	1.7825	1.8601

Indicative USD Spot Exchange Rate



Source: Central Bank of Sri Lanka

Gold Price

17-Dec-20	18-Dec-20	21-Dec-20
USD 1,863.13	USD 1,879.82	USD 1,895.45

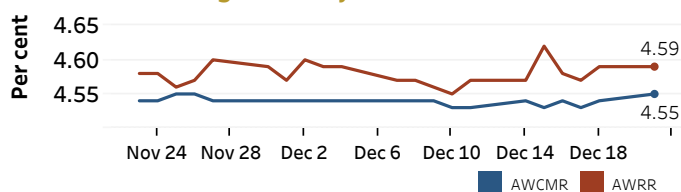


Source: Reuters

Money Market

Policy Rates: SDF Rate: 4.50% SLF Rate: 5.50% Bank Rate: 8.50% SRR: 2.00%

Overnight Money Market Rates



18-Dec-20 21-Dec-20

Yield Rates of T-Bills

	Primary Market	Secondary Market
	18-Dec-20	18-Dec-20
91 Day	4.67	4.62
182 Day	4.78	4.72
364 Day	5.01	5.00

Overnight Liquidity (Rs. bn)	222.78	213.92
------------------------------	--------	--------

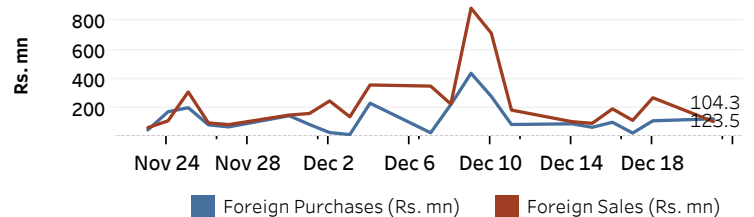
Source: Central Bank of Sri Lanka

Share Market

21-Dec-20		
ASPI	▲	6,622.71
S&P SL20	▲	2,580.21
Daily Turnover		
Rs. 2,595.20 mn		

Market Capitalisation	PE Ratio
Rs. 2,894.25 bn	11.2

Foreign Purchases and Sales

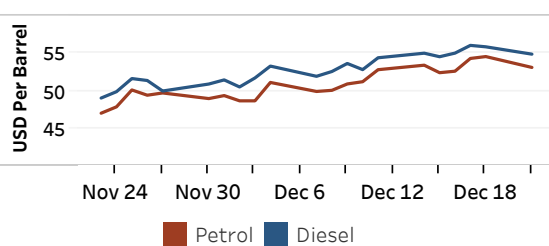


Source: Colombo Stock Exchange

Energy

Refined Oil Products - Singapore Market

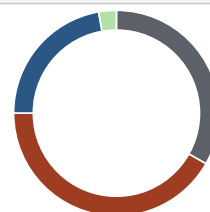
USD per Barrel	Petrol	Diesel
21-Dec-20	53.10	54.87



Source: Reuters

Electricity Generation

21-Dec-20	
Total Energy (GWh)	39.13
Peak Demand (MW)	2,401.50



Per cent	Source
33.2	Thermal Coal
41.8	Thermal Oil
22.2	Hydro
2.7	Wind

Source: Ceylon Electricity Board