

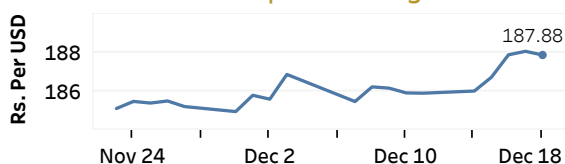


Real GDP 2020 Q3: 1.5% NCPI Y-o-Y Change (2013=100) Oct: 5.5% CCPI Y-o-Y Change (2013=100) Nov: 4.1%

Exchange Rates

18-Dec-20	TT Buying	TT Selling
Rs. Per Unit		
USD	185.4100	190.1300
GBP	250.1995	258.5878
EUR	226.0615	234.2493
JPY	1.7788	1.8567

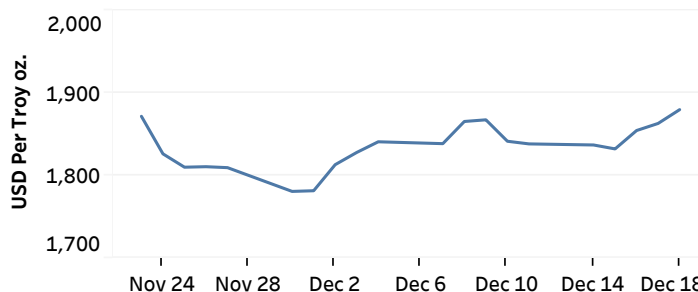
Indicative USD Spot Exchange Rate



Source: Central Bank of Sri Lanka

Gold Price

16-Dec-20	17-Dec-20	18-Dec-20
USD 1,854.55	USD 1,863.13	USD 1,879.82

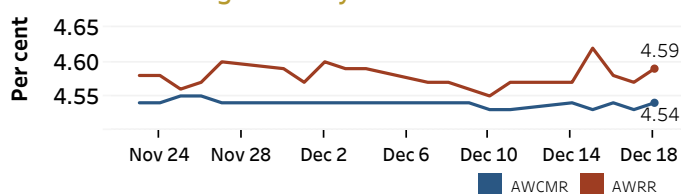


Source: Reuters

Money Market

Policy Rates: SDF Rate: 4.50% SLF Rate: 5.50% Bank Rate: 8.50% SRR: 2.00%

Overnight Money Market Rates



17-Dec-20 18-Dec-20

Yield Rates of T-Bills

	Primary Market 11-Dec-20	Secondary Market 17-Dec-20
91 Day	4.67	4.51
182 Day	4.77	4.50
364 Day	5.00	4.98

Overnight Liquidity (Rs. bn)	225.02	222.78
------------------------------	--------	--------

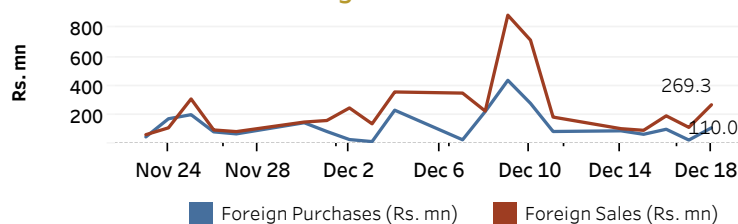
Source: Central Bank of Sri Lanka

Share Market

18-Dec-20	
ASPI	6,616.95
S&P SL20	2,572.95
Daily Turnover	
Rs. 1,721.55 mn	

Market Capitalisation	PE Ratio
Rs. 2,891.73 bn	11.2

Foreign Purchases and Sales

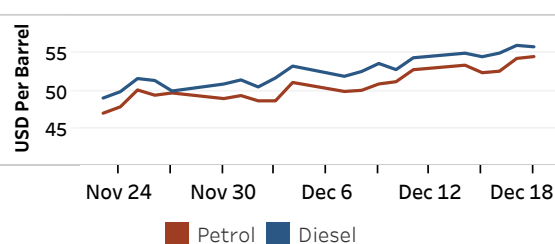


Source: Colombo Stock Exchange

Energy

Refined Oil Products - Singapore Market

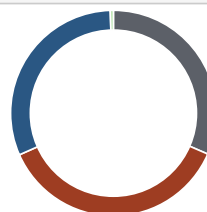
USD per Barrel	Petrol	Diesel
18-Dec-20	54.55	55.85



Source: Reuters

Electricity Generation

	18-Dec-20
Total Energy (GWh)	41.48
Peak Demand (MW)	2,382.90



Per cent	Source
31.5	Thermal Coal
36.9	Thermal Oil
31.1	Hydro
0.5	Wind

Source: Ceylon Electricity Board