



Real GDP 2020 Q3: 1.5% NCPI Y-o-Y Change (2013=100) Oct: 5.5% CCPI Y-o-Y Change (2013=100) Nov: 4.1%

Exchange Rates

17-Dec-20	TT Buying	TT Selling
Rs. Per Unit		
USD	186.1300	190.5300
GBP	250.6678	259.0395
EUR	225.9438	233.8795
JPY	1.7805	1.8636

Indicative USD Spot Exchange Rate



Source: Central Bank of Sri Lanka

Gold Price

15-Dec-20	16-Dec-20	17-Dec-20
USD 1,832.28	USD 1,854.55	USD 1,863.13

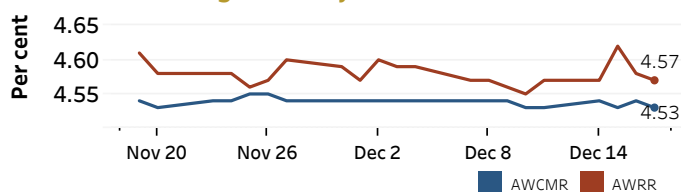


Source: Reuters

Money Market

Policy Rates: SDF Rate: 4.50% SLF Rate: 5.50% Bank Rate: 8.50% SRR: 2.00%

Overnight Money Market Rates



16-Dec-20 17-Dec-20

Yield Rates of T-Bills

	Primary Market	Secondary Market
	11-Dec-20	16-Dec-20
91 Day	4.67	4.51
182 Day	4.77	4.50
364 Day	5.00	4.98

Overnight Liquidity (Rs. bn) 224.30 225.02

Source: Central Bank of Sri Lanka

Share Market

17-Dec-20

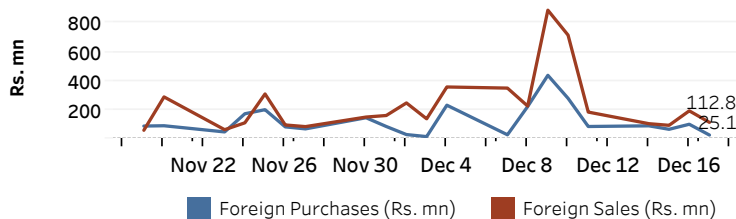
ASPI	▼	6,624.15
S&P SL20	▼	2,583.01

Daily Turnover

Rs. 4,438.48 mn

Market Capitalisation	PE Ratio
Rs. 2,894.87 bn	11.2

Foreign Purchases and Sales

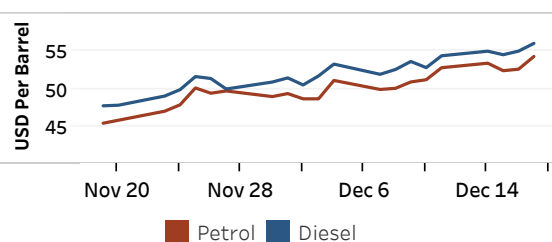


Source: Colombo Stock Exchange

Energy

Refined Oil Products - Singapore Market

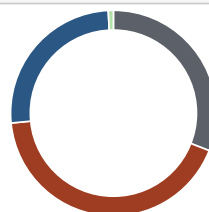
USD per Barrel	Petrol	Diesel
17-Dec-20	54.30	56.04



Source: Reuters

Electricity Generation

	17-Dec-20
Total Energy (GWh)	42.23
Peak Demand (MW)	2,466.59



Per cent
31.0 Thermal Coal
42.5 Thermal Oil
25.7 Hydro
0.8 Wind

Source: Ceylon Electricity Board