



Real GDP 2020 Q3: 1.5%    NCPI Y-o-Y Change (2013=100) Oct: 5.5%    CCPI Y-o-Y Change (2013=100) Nov: 4.1%

### Exchange Rates

16-Dec-20	TT Buying	TT Selling
Rs. Per Unit		
USD	185.2300	189.8300
GBP	247.8859	256.3820
EUR	223.8179	232.0689
JPY	1.7697	1.8508

#### Indicative USD Spot Exchange Rate



Source: Central Bank of Sri Lanka

### Gold Price

14-Dec-20	15-Dec-20	16-Dec-20
USD 1,837.05	USD 1,832.28	USD 1,854.55

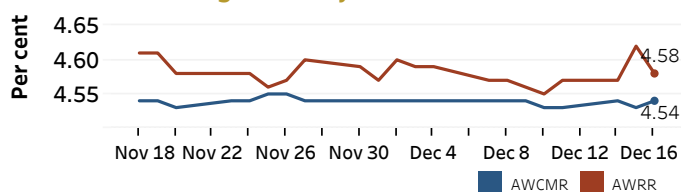


Source: Reuters

### Money Market

Policy Rates: SDF Rate: 4.50%    SLF Rate: 5.50%    Bank Rate: 8.50%    SRR: 2.00%

#### Overnight Money Market Rates



15-Dec-20    16-Dec-20

#### Yield Rates of T-Bills

	Primary Market 11-Dec-20	Secondary Market 15-Dec-20
91 Day	4.67	4.49
182 Day	4.77	4.50
364 Day	5.00	4.85

Overnight Liquidity (Rs. bn)    237.48    224.30

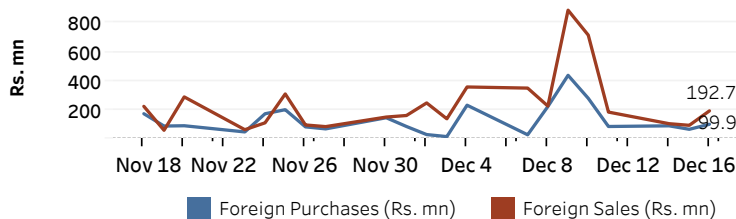
Source: Central Bank of Sri Lanka

### Share Market

16-Dec-20	
ASPI	6,655.67 <span style="color: green;">▲</span>
S&P SL20	2,602.69 <span style="color: red;">▼</span>
Daily Turnover	
Rs. 3,442.31 mn	

Market Capitalisation	PE Ratio
Rs. 2,908.65 bn	11.3

#### Foreign Purchases and Sales

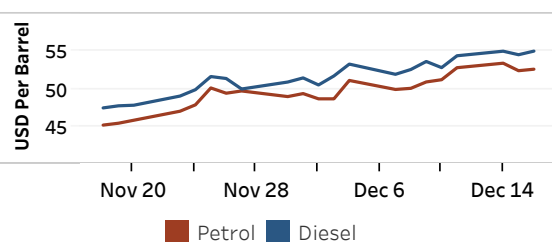


Source: Colombo Stock Exchange

### Energy

#### Refined Oil Products - Singapore Market

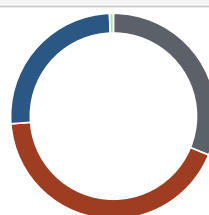
USD per Barrel	Petrol	Diesel
16-Dec-20	52.60	55.01



Source: Reuters

#### Electricity Generation

	16-Dec-20
Total Energy (GWh)	42.09
Peak Demand (MW)	2,483.06



Per cent  
31.2    Thermal Coal  
42.7    Thermal Oil  
25.6    Hydro  
0.6    Wind

Source: Ceylon Electricity Board