



Real GDP 2020 Q3: 1.5% NCPI Y-o-Y Change (2013=100) Oct: 5.5% CCPI Y-o-Y Change (2013=100) Nov: 4.1%

Exchange Rates

15-Dec-20	TT Buying	TT Selling
Rs. Per Unit		
USD	185.1000	189.5200
GBP	246.1012	254.1151
EUR	223.9447	231.7329
JPY	1.7623	1.8393

Indicative USD Spot Exchange Rate



Source: Central Bank of Sri Lanka

Gold Price

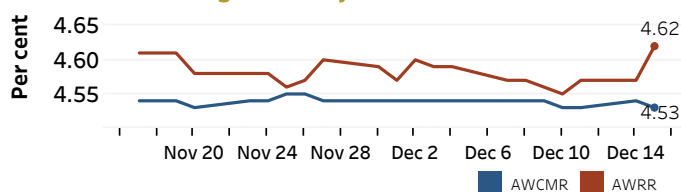


Source: Reuters

Money Market

Policy Rates: SDF Rate: 4.50% SLF Rate: 5.50% Bank Rate: 8.50% SRR: 2.00%

Overnight Money Market Rates



14-Dec-20 15-Dec-20

Yield Rates of T-Bills

	Primary Market	Secondary Market
	11-Dec-20	14-Dec-20
91 Day	4.67	4.49
182 Day	4.77	4.54
364 Day	5.00	4.85

Overnight Liquidity (Rs. bn) 242.23 237.48

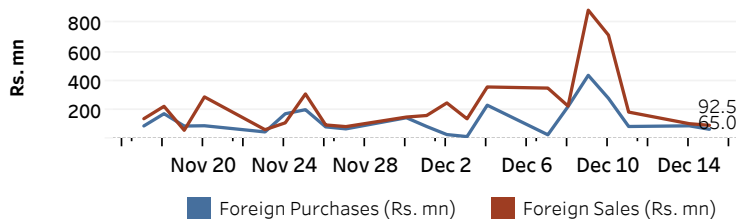
Source: Central Bank of Sri Lanka

Share Market

15-Dec-20	
ASPI	6,631.89
S&P SL20	2,607.87
Daily Turnover	
Rs. 2,524.31 mn	

Market Capitalisation	PE Ratio
Rs. 2,898.25 bn	11.3

Foreign Purchases and Sales

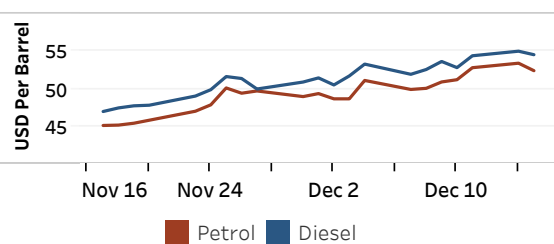


Source: Colombo Stock Exchange

Energy

Refined Oil Products - Singapore Market

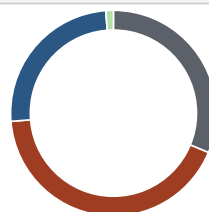
USD per Barrel	Petrol	Diesel
15-Dec-20	52.40	54.53



Source: Reuters

Electricity Generation

	15-Dec-20
Total Energy (GWh)	41.84
Peak Demand (MW)	2,496.54



Per cent	Source
31.3	Thermal Coal
42.5	Thermal Oil
25.1	Hydro
1.2	Wind

Source: Ceylon Electricity Board