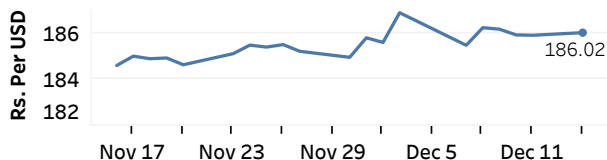


Real GDP 2020 Q1: -1.6% NCPI Y-o-Y Change (2013=100) Oct: 5.5% CCPI Y-o-Y Change (2013=100) Nov: 4.1%

## Exchange Rates

14-Dec-20	TT Buying	TT Selling
Rs. Per Unit		
USD	184.5700	188.9700
GBP	244.7638	253.0251
EUR	222.6439	230.5063
JPY	1.7549	1.8368

### Indicative USD Spot Exchange Rate



Source: Central Bank of Sri Lanka

## Gold Price

10-Dec-20	11-Dec-20	14-Dec-20
USD 1,841.55	USD 1,838.34	USD 1,837.05

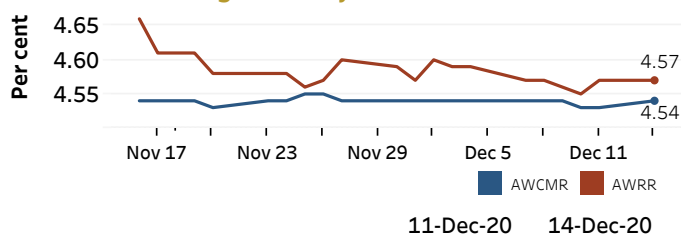


Source: Reuters

## Money Market

Policy Rates: SDF Rate: 4.50% SLF Rate: 5.50% Bank Rate: 8.50% SRR: 2.00%

### Overnight Money Market Rates



11-Dec-20 14-Dec-20

### Yield Rates of T-Bills

	Primary Market	Secondary Market
	11-Dec-20	11-Dec-20
91 Day	4.67	4.49
182 Day	4.77	4.54
364 Day	5.00	4.98

Overnight Liquidity (Rs. bn) 232.77 242.23

Source: Central Bank of Sri Lanka

## Share Market

14-Dec-20

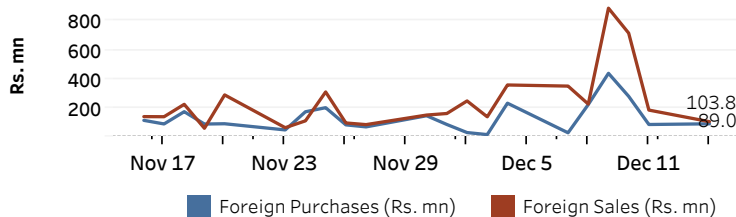
ASPI	▲	6,656.64
S&P SL20	▲	2,634.84

### Daily Turnover

Rs. 2,262.56 mn

Market Capitalisation	PE Ratio
Rs. 2,909.07 bn	11.3

### Foreign Purchases and Sales

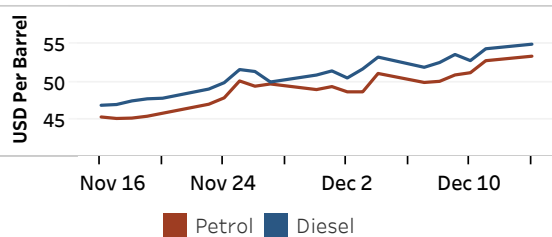


Source: Colombo Stock Exchange

## Energy

### Refined Oil Products - Singapore Market

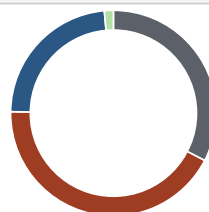
USD per Barrel	Petrol	Diesel
14-Dec-20	53.40	55.00



Source: Reuters

### Electricity Generation

	14-Dec-20
Total Energy (GWh)	40.15
Peak Demand (MW)	2,418.69



Per cent	Source
32.6	Thermal Coal
42.6	Thermal Oil
23.4	Hydro
1.4	Wind

Source: Ceylon Electricity Board