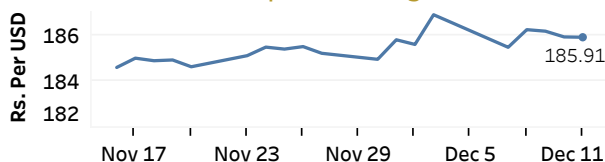


Real GDP 2020 Q1: -1.6% NCPI Y-o-Y Change (2013=100) Oct: 5.5% CCPI Y-o-Y Change (2013=100) Nov: 4.1%

## Exchange Rates

11-Dec-20	TT Buying	TT Selling
Rs. Per Unit		
USD	183.7200	188.1400
GBP	243.7776	251.6818
EUR	222.2769	229.9000
JPY	1.7538	1.8234

### Indicative USD Spot Exchange Rate



Source: Central Bank of Sri Lanka

## Gold Price

09-Dec-20	10-Dec-20	11-Dec-20
USD 1,867.50	USD 1,841.55	USD 1,838.34

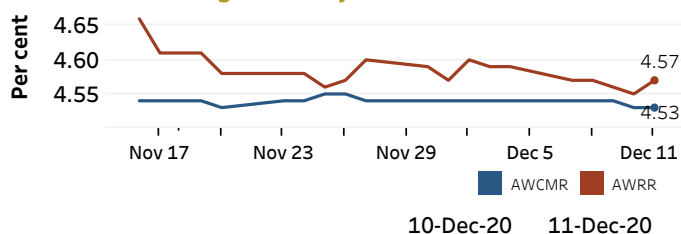


Source: Reuters

## Money Market

Policy Rates: SDF Rate: 4.50% SLF Rate: 5.50% Bank Rate: 8.50% SRR: 2.00%

### Overnight Money Market Rates



### Yield Rates of T-Bills

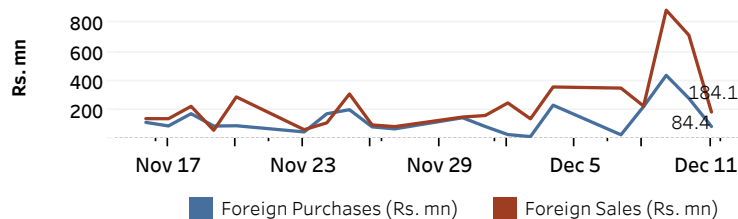
	Primary Market	Secondary Market
	04-Dec-20	10-Dec-20
91 Day	4.65	4.47
182 Day	4.76	4.60
364 Day	5.00	4.98

Overnight Liquidity (Rs. bn)	242.91	232.77
------------------------------	--------	--------

Source: Central Bank of Sri Lanka

## Share Market

### Foreign Purchases and Sales



Source: Colombo Stock Exchange

11-Dec-20

ASPI ▲ 6,614.56

S&P SL20 ▼ 2,627.81

Daily Turnover

Rs. 2,932.32 mn

Market Capitalisation

Rs. 2,890.68 bn

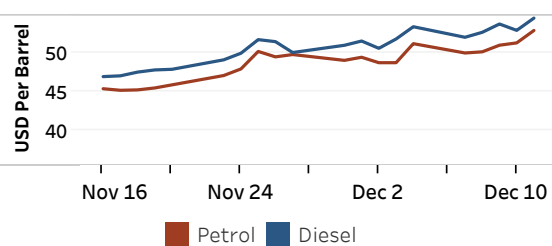
PE Ratio

11.2

## Energy

### Refined Oil Products - Singapore Market

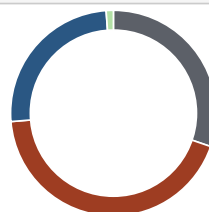
USD per Barrel	Petrol	Diesel
11-Dec-20	52.80	54.39



Source: Reuters

### Electricity Generation

	11-Dec-20
Total Energy (GWh)	40.69
Peak Demand (MW)	2,445.60



Per cent  
30.3 Thermal Coal  
43.4 Thermal Oil  
25.2 Hydro  
1.1 Wind

Source: Ceylon Electricity Board