

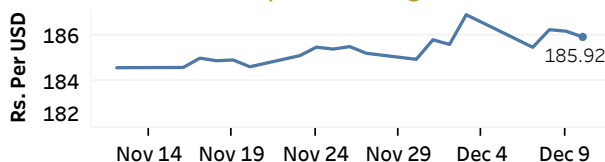


Real GDP 2020 Q1: -1.6% NCPI Y-o-Y Change (2013=100) Oct: 5.5% CCPI Y-o-Y Change (2013=100) Nov: 4.1%

Exchange Rates

10-Dec-20	TT Buying	TT Selling
Rs. Per Unit		
USD	183.6400	188.0600
GBP	244.5517	252.5657
EUR	220.8595	228.5877
JPY	1.7429	1.8189

Indicative USD Spot Exchange Rate



Source: Central Bank of Sri Lanka

Gold Price

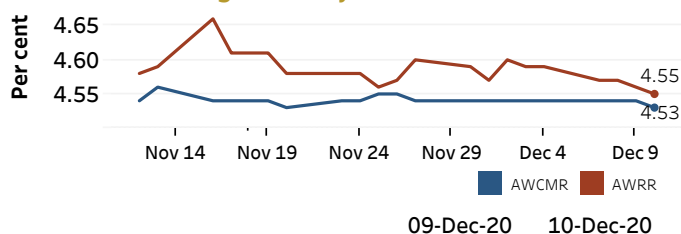


Source: Reuters

Money Market

Policy Rates: SDF Rate: 4.50% SLF Rate: 5.50% Bank Rate: 8.50% SRR: 2.00%

Overnight Money Market Rates



09-Dec-20 10-Dec-20

Yield Rates of T-Bills

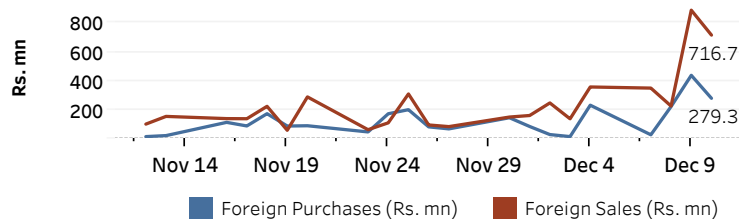
	Primary Market	Secondary Market
	04-Dec-20	09-Dec-20
91 Day	4.65	4.47
182 Day	4.76	4.60
364 Day	5.00	4.98

Overnight Liquidity (Rs. bn) 238.28 242.91

Source: Central Bank of Sri Lanka

Share Market

Foreign Purchases and Sales



Source: Colombo Stock Exchange

10-Dec-20

ASPI ▲ 6,609.39
S&P SL20 ▼ 2,628.49

Daily Turnover

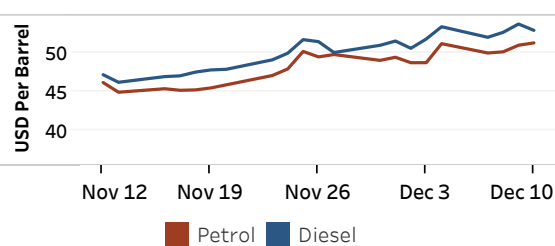
Rs. 3,884.94 mn

Market Capitalisation PE Ratio
Rs. 2,888.42 bn 11.2

Energy

Refined Oil Products - Singapore Market

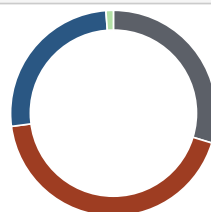
USD per Barrel	Petrol	Diesel
10-Dec-20	51.20	52.81



Source: Reuters

Electricity Generation

	10-Dec-20
Total Energy (GWh)	41.62
Peak Demand (MW)	2,404.40



Per cent
29.7 Thermal Coal
43.3 Thermal Oil
25.9 Hydro
1.2 Wind

Source: Ceylon Electricity Board