

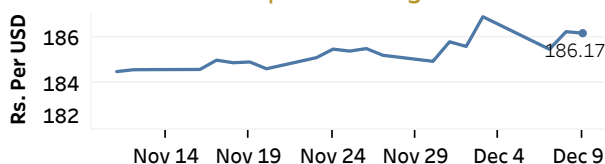


Real GDP 2020 Q1: -1.6% NCPI Y-o-Y Change (2013=100) Oct: 5.5% CCPI Y-o-Y Change (2013=100) Nov: 4.1%

Exchange Rates

09-Dec-20	TT Buying	TT Selling
Rs. Per Unit		
USD	184.1400	188.5400
GBP	245.0861	253.3573
EUR	221.8557	229.7140
JPY	1.7482	1.8297

Indicative USD Spot Exchange Rate



Source: Central Bank of Sri Lanka

Gold Price

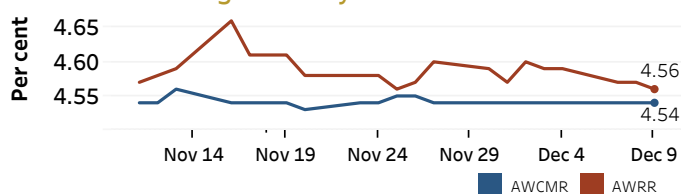


Source: Reuters

Money Market

Policy Rates: SDF Rate: 4.50% SLF Rate: 5.50% Bank Rate: 8.50% SRR: 2.00%

Overnight Money Market Rates



08-Dec-20 09-Dec-20

Yield Rates of T-Bills

	Primary Market 04-Dec-20	Secondary Market 08-Dec-20
91 Day	4.65	4.62
182 Day	4.76	4.60
364 Day	5.00	4.97

Overnight Liquidity (Rs. bn) 240.67 238.28

Source: Central Bank of Sri Lanka

Share Market

09-Dec-20

ASPI ▲ 6,605.09

S&P SL20 ▼ 2,641.72

Daily Turnover

Rs. 5,292.01 mn

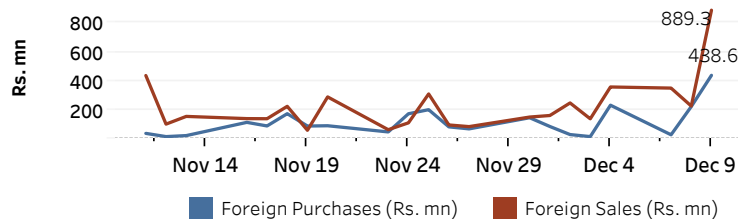
Market Capitalisation

Rs. 2,886.54 bn

PE Ratio

11.2

Foreign Purchases and Sales

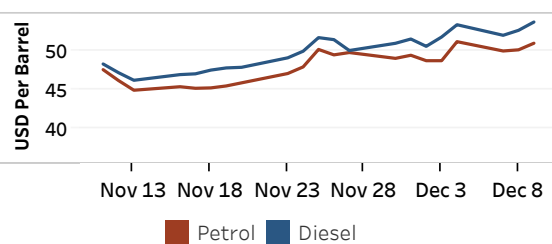


Source: Colombo Stock Exchange

Energy

Refined Oil Products - Singapore Market

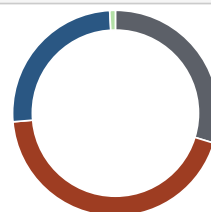
USD per Barrel	Petrol	Diesel
09-Dec-20	50.90	53.63



Source: Reuters

Electricity Generation

	09-Dec-20
Total Energy (GWh)	41.49
Peak Demand (MW)	2,488.55



Per cent
29.7 Thermal Coal
44.0 Thermal Oil
25.4 Hydro
0.9 Wind

Source: Ceylon Electricity Board