



Real GDP 2020 Q1: -1.6% NCPI Y-o-Y Change (2013=100) Oct: 5.5% CCPI Y-o-Y Change (2013=100) Nov: 4.1%

Exchange Rates

08-Dec-20	TT Buying	TT Selling
Rs. Per Unit		
USD	184.1000	188.5200
GBP	244.9334	252.9310
EUR	221.8424	229.5892
JPY	1.7534	1.8297

Indicative USD Spot Exchange Rate



Source: Central Bank of Sri Lanka

Gold Price

04-Dec-20	07-Dec-20	08-Dec-20
USD 1,840.91	USD 1,838.65	USD 1,865.50

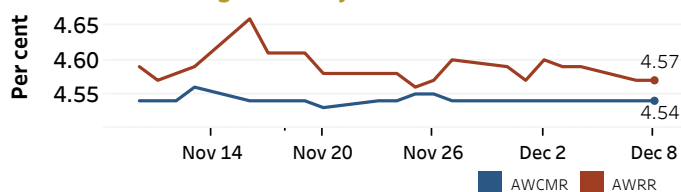


Source: Reuters

Money Market

Policy Rates: SDF Rate: 4.50% SLF Rate: 5.50% Bank Rate: 8.50% SRR: 2.00%

Overnight Money Market Rates



07-Dec-20 08-Dec-20

Yield Rates of T-Bills

	Primary Market	Secondary Market
	04-Dec-20	07-Dec-20
91 Day	4.65	4.62
182 Day	4.76	4.78
364 Day	5.00	4.97

Overnight Liquidity (Rs. bn) 238.33 240.67

Source: Central Bank of Sri Lanka

Share Market

08-Dec-20

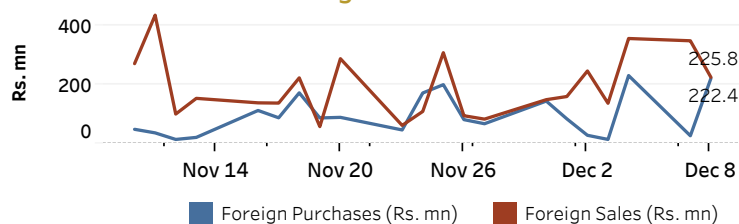
ASPI	▲	6,564.00
S&P SL20	▲	2,642.50

Daily Turnover

Rs. 4,237.61 mn

Market Capitalisation	PE Ratio
Rs. 2,868.59 bn	11.2

Foreign Purchases and Sales

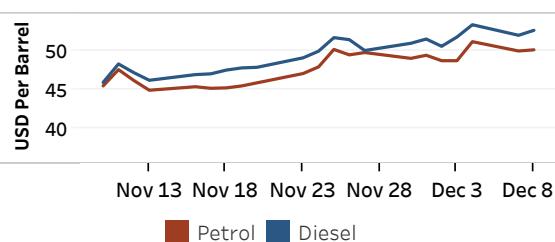


Source: Colombo Stock Exchange

Energy

Refined Oil Products - Singapore Market

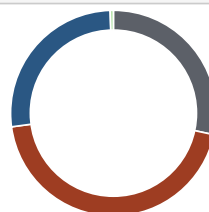
USD per Barrel	Petrol	Diesel
08-Dec-20	50.05	52.56



Source: Reuters

Electricity Generation

	07-Dec-20
Total Energy (GWh)	40.56
Peak Demand (MW)	2,517.24



Per cent
28.4 Thermal Coal
44.5 Thermal Oil
26.6 Hydro
0.5 Wind

Source: Ceylon Electricity Board