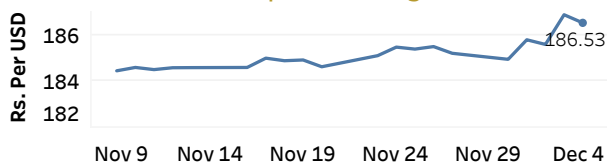


Real GDP 2020 Q1: -1.6% NCPI Y-o-Y Change (2013=100) Oct: 5.5% CCPI Y-o-Y Change (2013=100) Nov: 4.1%

Exchange Rates

04-Dec-20	TT Buying	TT Selling
Rs. Per Unit		
USD	183.9000	188.3000
GBP	246.2342	254.5447
EUR	222.0402	229.9054
JPY	1.7509	1.8327

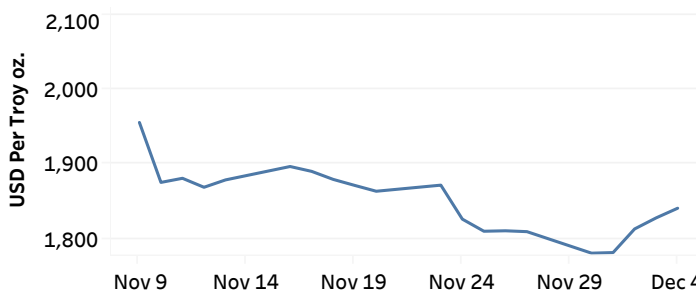
Indicative USD Spot Exchange Rate



Source: Central Bank of Sri Lanka

Gold Price

02-Dec-20	03-Dec-20	04-Dec-20
USD 1,813.21	USD 1,827.99	USD 1,840.91

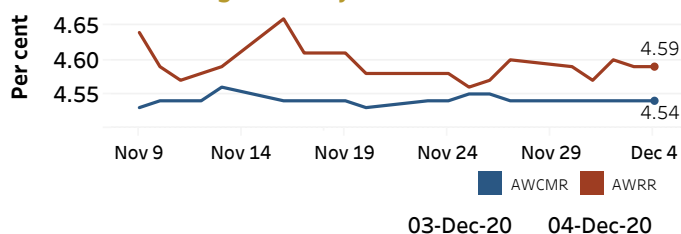


Source: Reuters

Money Market

Policy Rates: SDF Rate: 4.50% SLF Rate: 5.50% Bank Rate: 8.50% SRR: 2.00%

Overnight Money Market Rates



03-Dec-20 04-Dec-20

Yield Rates of T-Bills

	Primary Market 27-Nov-20	Secondary Market 03-Dec-20
91 Day	4.64	4.67
182 Day	4.76	4.40
364 Day	5.00	4.83

Overnight Liquidity (Rs. bn)	233.61	234.95
------------------------------	--------	--------

Source: Central Bank of Sri Lanka

Share Market

04-Dec-20

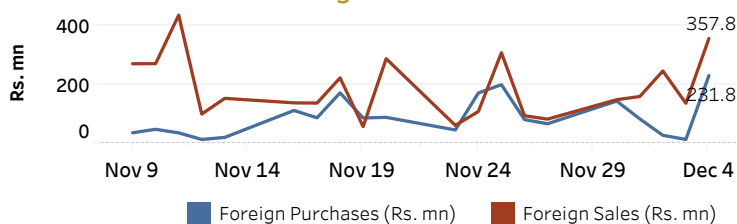
ASPI	▲	6,397.56
S&P SL20	▲	2,534.74

Daily Turnover

Rs. 3,299.81 mn

Market Capitalisation	PE Ratio
Rs. 2,795.85 bn	10.9

Foreign Purchases and Sales

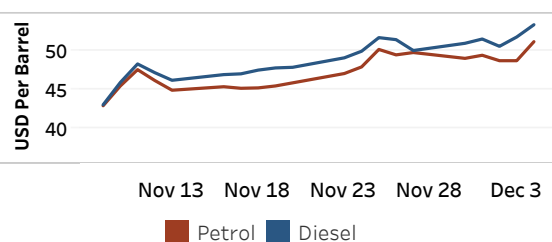


Source: Colombo Stock Exchange

Energy

Refined Oil Products - Singapore Market

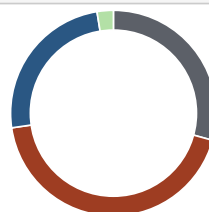
USD per Barrel	Petrol	Diesel
04-Dec-20	51.10	53.28



Source: Reuters

Electricity Generation

	04-Dec-20
Total Energy (GWh)	38.77
Peak Demand (MW)	2,358.60



Per cent	Source
29.3	Thermal Coal
43.5	Thermal Oil
24.7	Hydro
2.5	Wind

Source: Ceylon Electricity Board