

Real GDP 2020 Q1: -1.6% NCPI Y-o-Y Change (2013=100) Oct: 5.5% CCPI Y-o-Y Change (2013=100) Nov: 4.1%

Exchange Rates

02-Dec-20	TT Buying	TT Selling
Rs. Per Unit		
USD	183.7900	187.9900
GBP	245.4123	253.4280
EUR	220.6383	228.2353
JPY	1.7402	1.8197

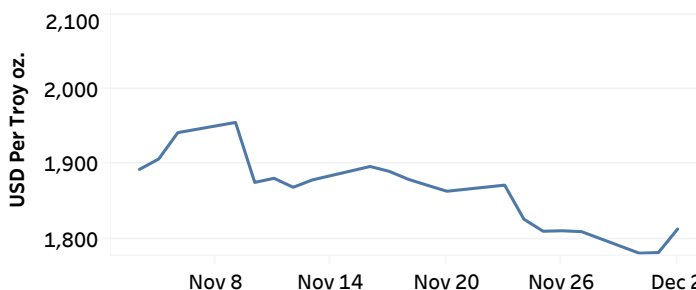
Indicative USD Spot Exchange Rate



Source: Central Bank of Sri Lanka

Gold Price

30-Nov-20	01-Dec-20	02-Dec-20
USD 1,780.85	USD 1,781.65	USD 1,813.21

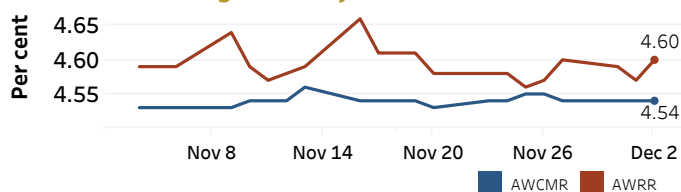


Source: Reuters

Money Market

Policy Rates: SDF Rate: 4.50% SLF Rate: 5.50% Bank Rate: 8.50% SRR: 2.00%

Overnight Money Market Rates



01-Dec-20 02-Dec-20

Yield Rates of T-Bills

	Primary Market 27-Nov-20	Secondary Market 01-Dec-20
91 Day	4.64	4.73
182 Day	4.76	4.40
364 Day	5.00	4.97

Overnight Liquidity (Rs. bn)	235.98	237.04
------------------------------	--------	--------

Source: Central Bank of Sri Lanka

Share Market

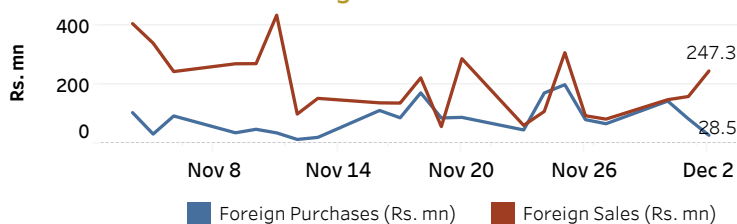
02-Dec-20	
ASPI	6,345.84
S&P SL20	2,512.55

Daily Turnover

Rs. 2,261.04 mn

Market Capitalisation	PE Ratio
Rs. 2,773.25 bn	10.8

Foreign Purchases and Sales

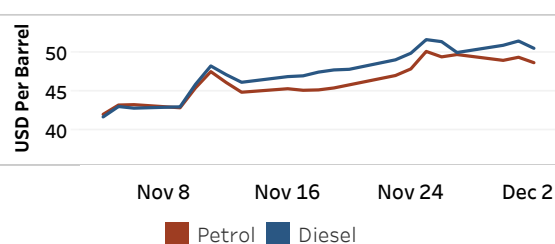


Source: Colombo Stock Exchange

Energy

Refined Oil Products - Singapore Market

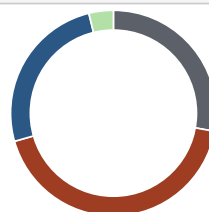
USD per Barrel	Petrol	Diesel
02-Dec-20	48.65	50.50



Source: Reuters

Electricity Generation

02-Dec-20	
Total Energy (GWh)	39.56
Peak Demand (MW)	2,224.30



Per cent	Source
27.8	Thermal Coal
42.8	Thermal Oil
25.6	Hydro
3.8	Wind

Source: Ceylon Electricity Board