

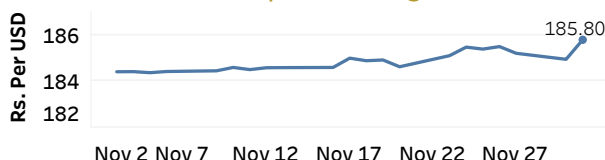


Real GDP 2020 Q1: -1.6% NCPI Y-o-Y Change (2013=100) Oct: 5.5% CCPI Y-o-Y Change (2013=100) Nov: 4.1%

Exchange Rates

01-Dec-20	TT Buying	TT Selling
Rs. Per Unit		
USD	183.6600	187.8800
GBP	244.3398	252.0609
EUR	218.4127	225.8472
JPY	1.7438	1.8180

Indicative USD Spot Exchange Rate



Source: Central Bank of Sri Lanka

Gold Price

27-Nov-20	30-Nov-20	01-Dec-20
USD 1,809.60	USD 1,780.85	USD 1,781.65

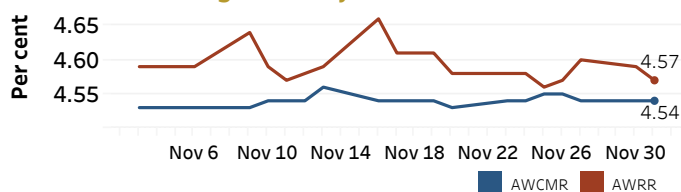


Source: Reuters

Money Market

Policy Rates: SDF Rate: 4.50% SLF Rate: 5.50% Bank Rate: 8.50% SRR: 2.00%

Overnight Money Market Rates



30-Nov-20 01-Dec-20

Yield Rates of T-Bills

	Primary Market	Secondary Market
	27-Nov-20	30-Nov-20
91 Day	4.64	4.68
182 Day	4.76	4.58
364 Day	5.00	4.97

Overnight Liquidity (Rs. bn)	30-Nov-20	01-Dec-20
	185.81	235.98

Source: Central Bank of Sri Lanka

Share Market

01-Dec-20

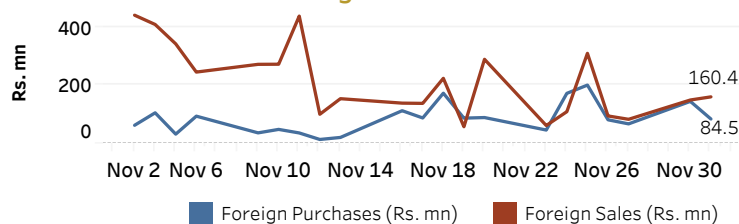
ASPI	▲	6,317.46
S&P SL20	▲	2,497.92

Daily Turnover

Rs. 2,527.24 mn

Market Capitalisation	PE Ratio
Rs. 2,760.84 bn	10.7

Foreign Purchases and Sales

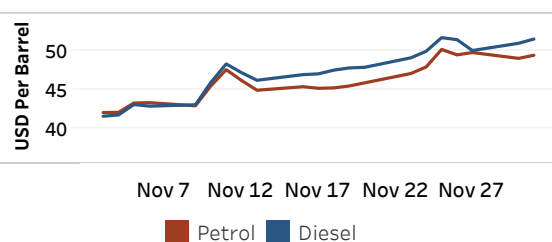


Source: Colombo Stock Exchange

Energy

Refined Oil Products - Singapore Market

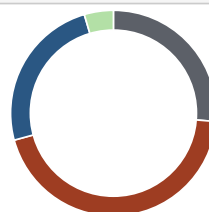
USD per Barrel	Petrol	Diesel
01-Dec-20	49.35	51.44



Source: Reuters

Electricity Generation

	01-Dec-20
Total Energy (GWh)	42.60
Peak Demand (MW)	2,408.50



Per cent	Source
26.3	Thermal Coal
44.5	Thermal Oil
24.6	Hydro
4.6	Wind

Source: Ceylon Electricity Board