

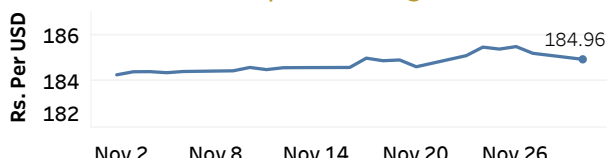


Real GDP 2020 Q1: -1.6% NCPI Y-o-Y Change (2013=100) Oct: 5.5% CCPI Y-o-Y Change (2013=100) Nov: 4.1%

Exchange Rates

30-Nov-20	TT Buying	TT Selling
Rs. Per Unit		
USD	183.3300	187.5500
GBP	243.6377	251.3550
EUR	218.3223	225.7683
JPY	1.7484	1.8228

Indicative USD Spot Exchange Rate



Source: Central Bank of Sri Lanka

Gold Price

26-Nov-20	27-Nov-20	30-Nov-20
USD 1,810.75	USD 1,809.60	USD 1,780.85

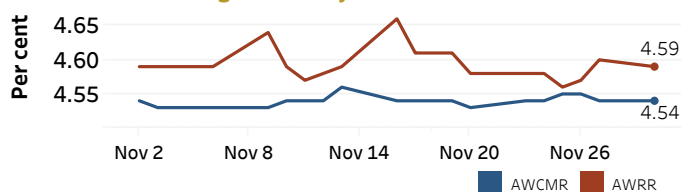


Source: Reuters

Money Market

Policy Rates: SDF Rate: 4.50% SLF Rate: 5.50% Bank Rate: 8.50% SRR: 2.00%

Overnight Money Market Rates



27-Nov-20 30-Nov-20

Yield Rates of T-Bills

	Primary Market	Secondary Market
	27-Nov-20	27-Nov-20
91 Day	4.64	4.62
182 Day	4.76	4.58
364 Day	5.00	4.88

Overnight Liquidity (Rs. bn) 186.92 185.81

Source: Central Bank of Sri Lanka

Share Market

30-Nov-20

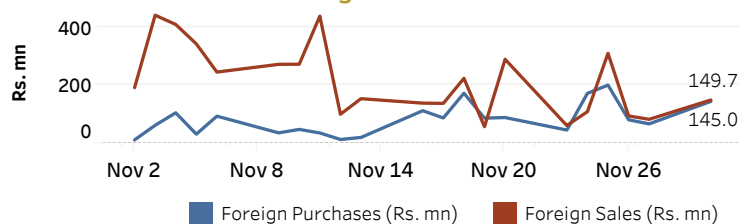
ASPI	▲	6,243.76
S&P SL20	▲	2,453.87

Daily Turnover

Rs. 2,406.78 mn

Market Capitalisation	PE Ratio
Rs. 2,728.11 bn	10.6

Foreign Purchases and Sales

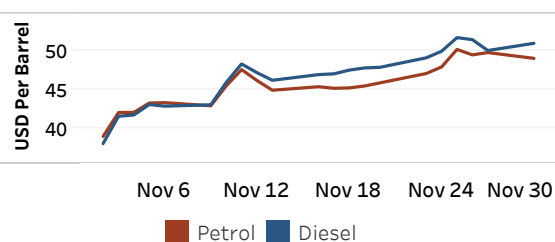


Source: Colombo Stock Exchange

Energy

Refined Oil Products - Singapore Market

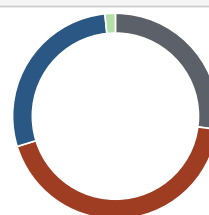
USD per Barrel	Petrol	Diesel
30-Nov-20	48.95	50.89



Source: Reuters

Electricity Generation

	30-Nov-20
Total Energy (GWh)	41.56
Peak Demand (MW)	2,487.20



Per cent	Source
27.1	Thermal Coal
43.2	Thermal Oil
28.1	Hydro
1.6	Wind

Source: Ceylon Electricity Board