

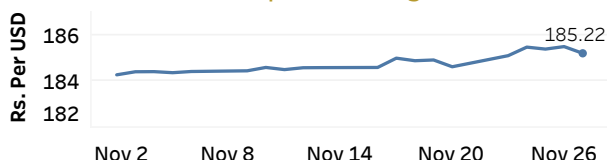


Real GDP 2020 Q1: -1.6% NCPI Y-o-Y Change (2013=100) Oct: 5.5% CCPI Y-o-Y Change (2013=100) Oct: 4.0%

Exchange Rates

27-Nov-20	TT Buying	TT Selling
Rs. Per Unit		
USD	183.0200	187.2400
GBP	243.6736	251.4064
EUR	216.9359	224.3727
JPY	1.7430	1.8174

Indicative USD Spot Exchange Rate



Source: Central Bank of Sri Lanka

Gold Price

25-Nov-20	26-Nov-20	27-Nov-20
USD 1,810.15	USD 1,810.75	USD 1,809.60

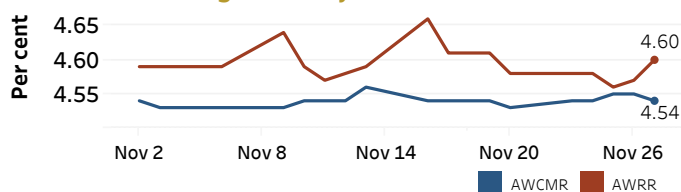


Source: Reuters

Money Market

Policy Rates: SDF Rate: 4.50% SLF Rate: 5.50% Bank Rate: 8.50% SRR: 2.00%

Overnight Money Market Rates



26-Nov-20 27-Nov-20

Yield Rates of T-Bills

	Primary Market	Secondary Market
	20-Nov-20	26-Nov-20
91 Day	4.61	4.50
182 Day	4.73	4.45
364 Day	4.98	4.86

Overnight Liquidity (Rs. bn) 185.04 186.92

Source: Central Bank of Sri Lanka

Share Market

27-Nov-20

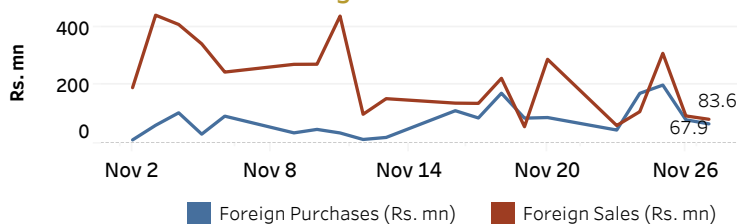
ASPI ▲ 6,180.86
S&P SL20 ▲ 2,433.63

Daily Turnover

Rs. 2,095.46 mn

Market Capitalisation PE Ratio
Rs. 2,700.63 bn 10.5

Foreign Purchases and Sales

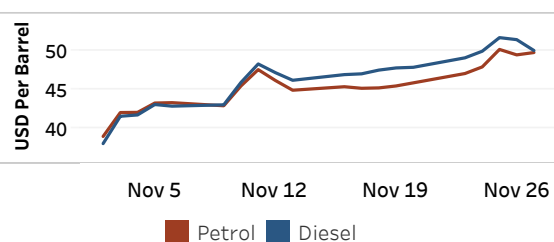


Source: Colombo Stock Exchange

Energy

Refined Oil Products - Singapore Market

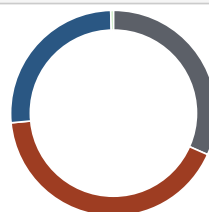
USD per Barrel	Petrol	Diesel
27-Nov-20	49.70	49.96



Source: Reuters

Electricity Generation

	27-Nov-20
Total Energy (GWh)	41.16
Peak Demand (MW)	2,457.20



Per cent	Source
31.6	Thermal Coal
41.9	Thermal Oil
26.1	Hydro
0.4	Wind

Source: Ceylon Electricity Board