

Real GDP 2020 Q1: -1.6% NCPI Y-o-Y Change (2013=100) Oct: 5.5% CCPI Y-o-Y Change (2013=100) Oct: 4.0%

Exchange Rates

| 26-Nov-20 | TT Buying | TT Selling |
|--------------|-----------|------------|
| Rs. Per Unit | | |
| USD | 183.5800 | 187.7800 |
| GBP | 244.6580 | 252.6644 |
| EUR | 217.6493 | 225.1775 |
| JPY | 1.7403 | 1.8198 |

Indicative USD Spot Exchange Rate



Source: Central Bank of Sri Lanka

Gold Price

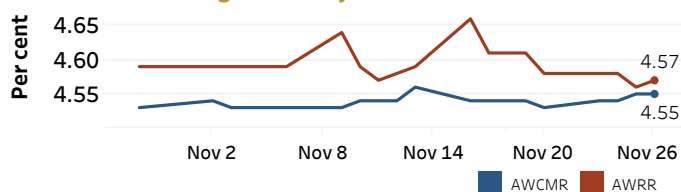


Source: Reuters

Money Market

Policy Rates: SDF Rate: 4.50% SLF Rate: 5.50% Bank Rate: 8.50% SRR: 2.00%

Overnight Money Market Rates



Yield Rates of T-Bills

| | Primary Market | Secondary Market |
|---------|----------------|------------------|
| | 20-Nov-20 | 25-Nov-20 |
| 91 Day | 4.61 | 4.50 |
| 182 Day | 4.73 | 4.45 |
| 364 Day | 4.98 | 4.86 |

Overnight Liquidity (Rs. bn) 185.36 185.04

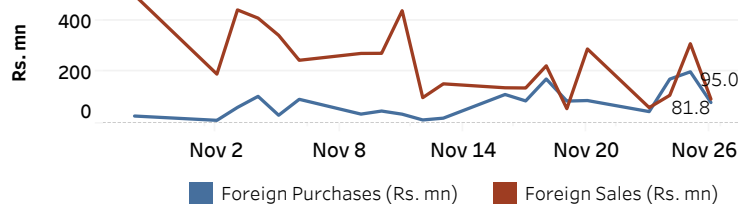
Source: Central Bank of Sri Lanka

Share Market

| 26-Nov-20 | |
|----------------|-----------------|
| ASPI | 6,148.12 |
| S&P SL20 | 2,423.66 |
| Daily Turnover | Rs. 1,979.14 mn |

Market Capitalisation Rs. 2,682.10 bn PE Ratio 10.4

Foreign Purchases and Sales

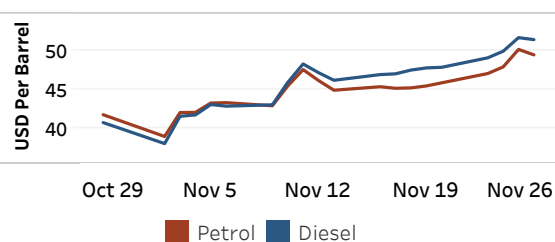


Source: Colombo Stock Exchange

Energy

Refined Oil Products - Singapore Market

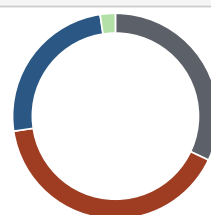
| USD per Barrel | Petrol | Diesel |
|----------------|--------|--------|
| 26-Nov-20 | 49.40 | 51.36 |



Source: Reuters

Electricity Generation

| 26-Nov-20 | |
|--------------------|----------|
| Total Energy (GWh) | 40.63 |
| Peak Demand (MW) | 2,456.10 |



| Per cent | Source |
|----------|--------------|
| 32.0 | Thermal Coal |
| 40.6 | Thermal Oil |
| 24.9 | Hydro |
| 2.4 | Wind |

Source: Ceylon Electricity Board