



Real GDP 2020 Q1: -1.6% NCPI Y-o-Y Change (2013=100) Oct: 5.5% CCPI Y-o-Y Change (2013=100) Oct: 4.0%

Exchange Rates

25-Nov-20	TT Buying	TT Selling
Rs. Per Unit		
USD	183.5400	187.7600
GBP	244.3162	252.0389
EUR	217.3269	244.3162
JPY	1.7400	1.8140

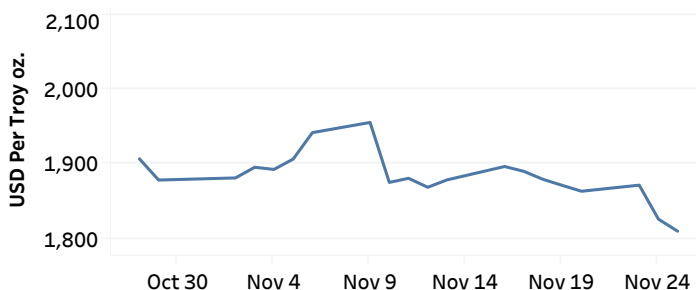
Indicative USD Spot Exchange Rate



Source: Central Bank of Sri Lanka

Gold Price

23-Nov-20	24-Nov-20	25-Nov-20
USD 1,871.75	USD 1,826.31	USD 1,810.15

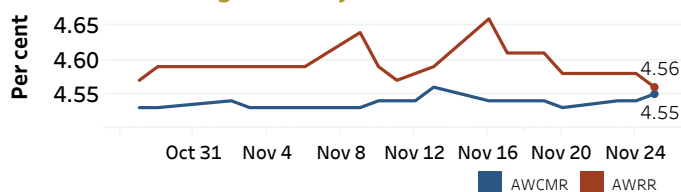


Source: Reuters

Money Market

Policy Rates: SDF Rate: 4.50% SLF Rate: 5.50% Bank Rate: 8.50% SRR: 2.00%

Overnight Money Market Rates



24-Nov-20 25-Nov-20

Yield Rates of T-Bills

	Primary Market	Secondary Market
	20-Nov-20	24-Nov-20
91 Day	4.61	4.50
182 Day	4.73	4.45
364 Day	4.98	4.86

Overnight Liquidity (Rs. bn) 187.65 185.36

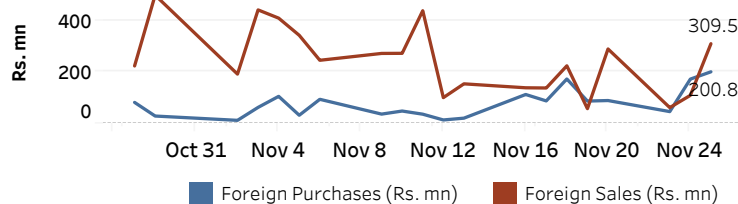
Source: Central Bank of Sri Lanka

Share Market

25-Nov-20	
ASPI	6,141.79
S&P SL20	2,416.18
Daily Turnover	Rs. 2,498.61 mn

Market Capitalisation	PE Ratio
Rs. 2,678.31 bn	10.4

Foreign Purchases and Sales

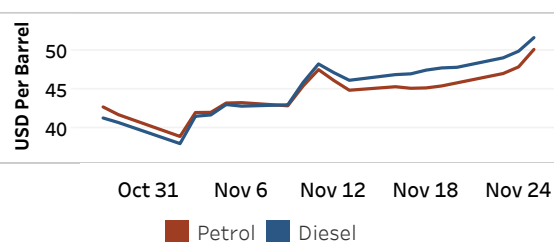


Source: Colombo Stock Exchange

Energy

Refined Oil Products - Singapore Market

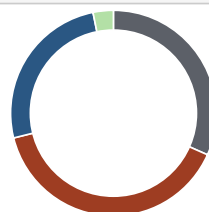
USD per Barrel	Petrol	Diesel
25-Nov-20	50.10	51.62



Source: Reuters

Electricity Generation

25-Nov-20	
Total Energy (GWh)	40.20
Peak Demand (MW)	2,361.40



Per cent	Source
31.6	Thermal Coal
39.5	Thermal Oil
25.7	Hydro
3.2	Wind

Source: Ceylon Electricity Board