



Real GDP 2020 Q1: -1.6% NCPI Y-o-Y Change (2013=100) Oct: 5.5% CCPI Y-o-Y Change (2013=100) Oct: 4.0%

Exchange Rates

24-Nov-20	TT Buying	TT Selling
Rs. Per Unit		
USD	183.1700	187.3900
GBP	243.2737	250.9970
EUR	215.8147	223.2357
JPY	1.7358	1.8098

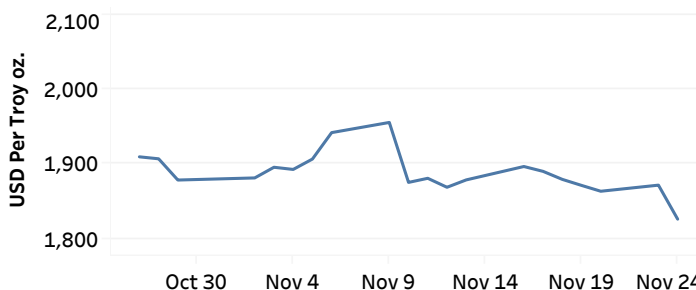
Indicative USD Spot Exchange Rate



Source: Central Bank of Sri Lanka

Gold Price

20-Nov-20	23-Nov-20	24-Nov-20
USD 1,863.60	USD 1,871.75	USD 1,826.31

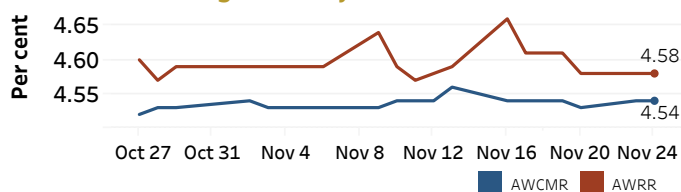


Source: Reuters

Money Market

Policy Rates: SDF Rate: 4.50% SLF Rate: 5.50% Bank Rate: 8.50% SRR: 2.00%

Overnight Money Market Rates



23-Nov-20 24-Nov-20

Yield Rates of T-Bills

	Primary Market	Secondary Market
	20-Nov-20	23-Nov-20
91 Day	4.61	4.48
182 Day	4.73	4.60
364 Day	4.98	4.86

Overnight Liquidity (Rs. bn) 185.80 187.65

Source: Central Bank of Sri Lanka

Share Market

24-Nov-20

ASPI ▲ 6,087.66

S&P SL20 ▲ 2,399.98

Daily Turnover

Rs. 1,701.15 mn

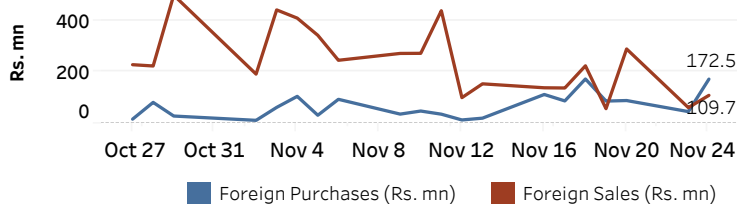
Market Capitalisation

Rs. 2,654.70 bn

PE Ratio

10.3

Foreign Purchases and Sales

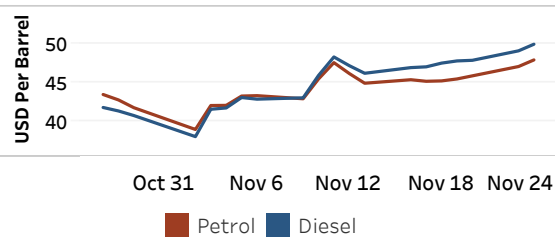


Source: Colombo Stock Exchange

Energy

Refined Oil Products - Singapore Market

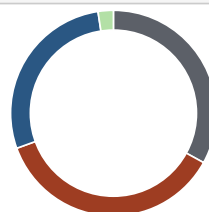
USD per Barrel	Petrol	Diesel
24-Nov-20	47.85	49.87



Source: Reuters

Electricity Generation

	24-Nov-20
Total Energy (GWh)	39.43
Peak Demand (MW)	2,362.10



Per cent	Source
33.0	Thermal Coal
36.5	Thermal Oil
28.1	Hydro
2.4	Wind

Source: Ceylon Electricity Board