

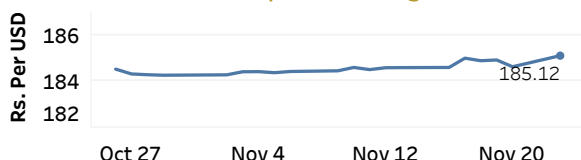


Real GDP 2020 Q1: -1.6% NCPI Y-o-Y Change (2013=100) Oct: 5.5% CCPI Y-o-Y Change (2013=100) Oct: 4.0%

Exchange Rates

23-Nov-20	TT Buying	TT Selling
Rs. Per Unit		
USD	183.3300	187.5300
GBP	243.0700	251.0615
EUR	216.4103	223.9289
JPY	1.7471	1.8269

Indicative USD Spot Exchange Rate



Source: Central Bank of Sri Lanka

Gold Price

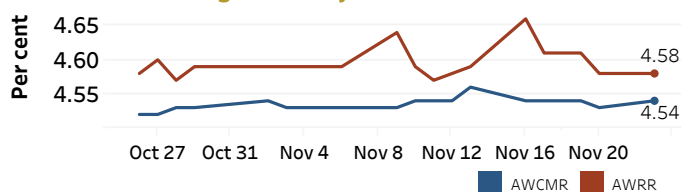


Source: Reuters

Money Market

Policy Rates: SDF Rate: 4.50% SLF Rate: 5.50% Bank Rate: 8.50% SRR: 2.00%

Overnight Money Market Rates



Yield Rates of T-Bills

	Primary Market	Secondary Market
	20-Nov-20	20-Nov-20
91 Day	4.61	4.66
182 Day	4.73	4.60
364 Day	4.98	4.86

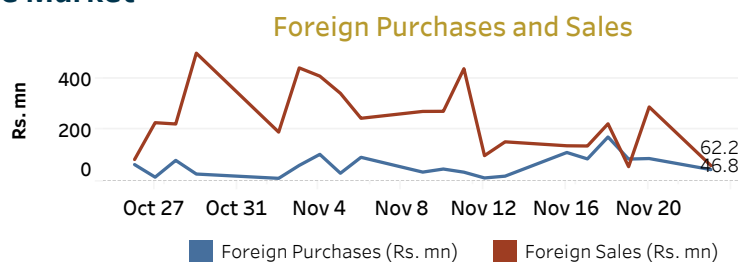
Overnight Liquidity (Rs. bn)	195.47	185.80
------------------------------	--------	--------

Source: Central Bank of Sri Lanka

Share Market

23-Nov-20	
ASPI	6,072.07
S&P SL20	2,388.54
Daily Turnover	
Rs. 1,235.32 mn	

Market Capitalisation	PE Ratio
Rs. 2,647.90 bn	10.3

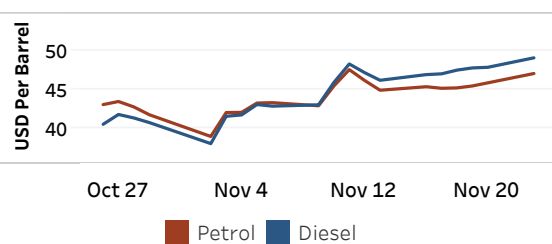


Source: Colombo Stock Exchange

Energy

Refined Oil Products - Singapore Market

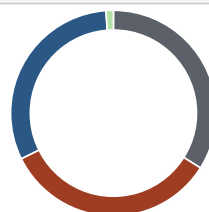
USD per Barrel	Petrol	Diesel
23-Nov-20	47.00	49.02



Source: Reuters

Electricity Generation

	23-Nov-20
Total Energy (GWh)	38.27
Peak Demand (MW)	2,362.00



Per cent	Source
33.9	Thermal Coal
33.8	Thermal Oil
31.1	Hydro
1.2	Wind

Source: Ceylon Electricity Board