

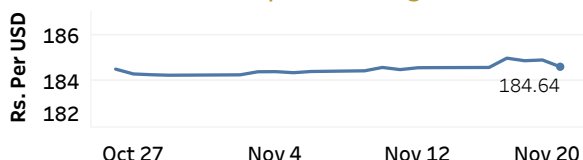


Real GDP 2020 Q1: -1.6% NCPI Y-o-Y Change (2013=100) Sep: 6.4% CCPI Y-o-Y Change (2013=100) Oct: 4.0%

Exchange Rates

20-Nov-20	TT Buying	TT Selling
Rs. Per Unit		
USD	182.9100	187.1100
GBP	241.3822	249.3279
EUR	215.9209	223.4341
JPY	1.7416	1.8212

Indicative USD Spot Exchange Rate



Source: Central Bank of Sri Lanka

Gold Price

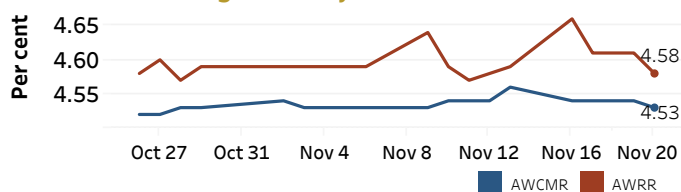


Source: Reuters

Money Market

Policy Rates: SDF Rate: 4.50% SLF Rate: 5.50% Bank Rate: 8.50% SRR: 2.00%

Overnight Money Market Rates



Yield Rates of T-Bills

	Primary Market 13-Nov-20	Secondary Market 19-Nov-20
91 Day	4.60	4.41
182 Day	4.70	4.50
364 Day	4.97	4.84

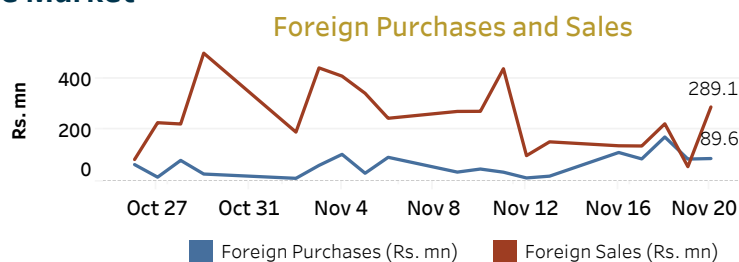
Overnight Liquidity (Rs. bn)	172.62	195.47
------------------------------	--------	--------

Source: Central Bank of Sri Lanka

Share Market

20-Nov-20	
ASPI	▲ 6,085.00
S&P SL20	▲ 2,390.27
Daily Turnover	
Rs. 1,497.27 mn	

Market Capitalisation	PE Ratio
Rs. 2,653.54 bn	10.3

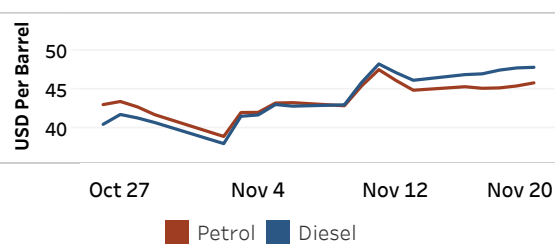


Source: Colombo Stock Exchange

Energy

Refined Oil Products - Singapore Market

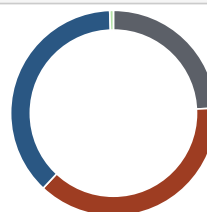
USD per Barrel	Petrol	Diesel
20-Nov-20	45.80	47.80



Source: Reuters

Electricity Generation

	20-Nov-20
Total Energy (GWh)	37.33
Peak Demand (MW)	2,142.10



Per cent	Source
24.2	Thermal Coal
37.8	Thermal Oil
37.5	Hydro
0.6	Wind

Source: Ceylon Electricity Board