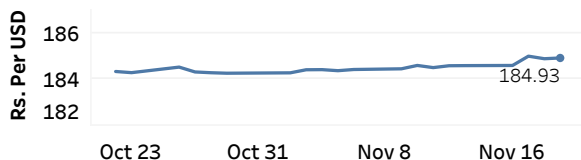


Real GDP 2020 Q1: -1.6% NCPI Y-o-Y Change (2013=100) Sep: 6.4% CCPI Y-o-Y Change (2013=100) Oct: 4.0%

## Exchange Rates

19-Nov-20	TT Buying	TT Selling
Rs. Per Unit		
USD	182.5100	186.8300
GBP	240.6790	248.5068
EUR	215.0417	222.5638
JPY	1.7423	1.8177

### Indicative USD Spot Exchange Rate



Source: Central Bank of Sri Lanka

## Gold Price

17-Nov-20	18-Nov-20	19-Nov-20
USD 1,890.15	USD 1,879.44	USD 1,871.40

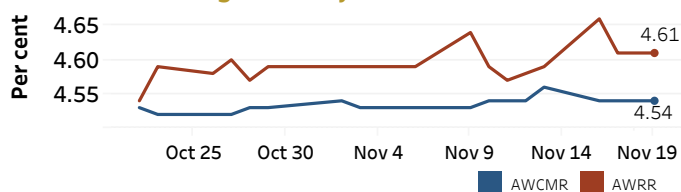


Source: Reuters

## Money Market

Policy Rates: SDF Rate: 4.50% SLF Rate: 5.50% Bank Rate: 8.50% SRR: 2.00%

### Overnight Money Market Rates



### Yield Rates of T-Bills

	Primary Market 13-Nov-20	Secondary Market 18-Nov-20
91 Day	4.60	4.41
182 Day	4.70	4.50
364 Day	4.97	4.90

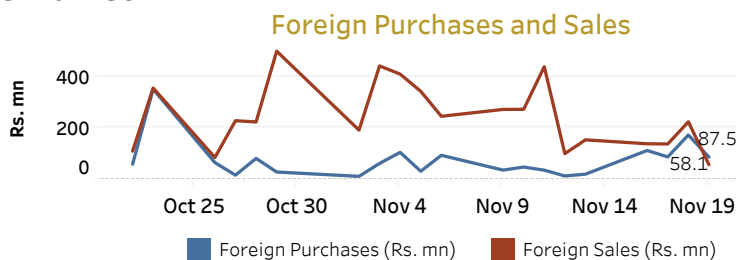
	18-Nov-20	19-Nov-20
Overnight Liquidity (Rs. bn)	167.79	172.62

Source: Central Bank of Sri Lanka

## Share Market

19-Nov-20	
ASPI	6,060.89
S&P SL20	2,387.88
Daily Turnover	Rs. 1,403.52 mn

Market Capitalisation	PE Ratio
Rs. 2,643.02 bn	10.3

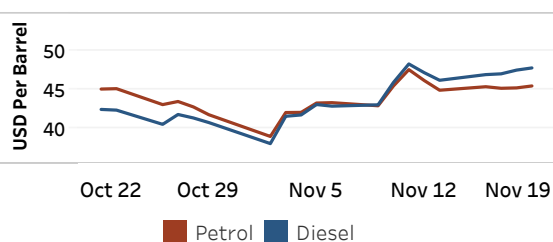


Source: Colombo Stock Exchange

## Energy

### Refined Oil Products - Singapore Market

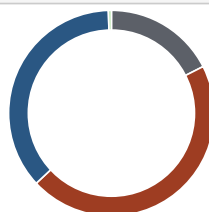
USD per Barrel	Petrol	Diesel
19-Nov-20	45.40	47.72



Source: Reuters

### Electricity Generation

	19-Nov-20
Total Energy (GWh)	37.52
Peak Demand (MW)	2,358.60



Source	Per cent
Thermal Coal	17.5
Thermal Oil	45.6
Hydro	36.5
Wind	0.5

Source: Ceylon Electricity Board