



Real GDP 2020 Q1: -1.6% NCPI Y-o-Y Change (2013=100) Sep: 6.4% CCPI Y-o-Y Change (2013=100) Oct: 4.0%

Exchange Rates

18-Nov-20	TT Buying	TT Selling
Rs. Per Unit		
USD	183.0000	187.3200
GBP	241.5893	249.4281
EUR	215.8591	223.3849
JPY	1.7415	1.8167

Indicative USD Spot Exchange Rate



Source: Central Bank of Sri Lanka

Gold Price

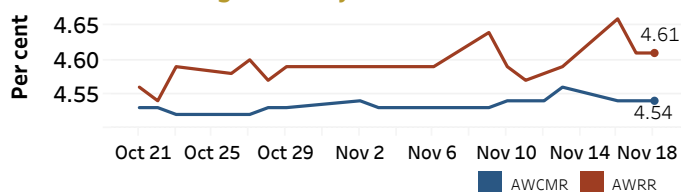


Source: Reuters

Money Market

Policy Rates: SDF Rate: 4.50% SLF Rate: 5.50% Bank Rate: 8.50% SRR: 2.00%

Overnight Money Market Rates



Yield Rates of T-Bills

	Primary Market 13-Nov-20	Secondary Market 17-Nov-20
91 Day	4.60	4.41
182 Day	4.70	4.50
364 Day	4.97	4.90

Overnight Liquidity (Rs. bn) 180.55 167.79

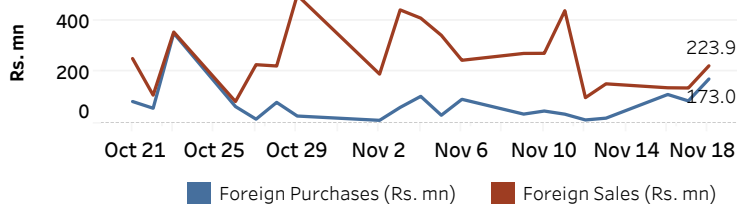
Source: Central Bank of Sri Lanka

Share Market

18-Nov-20		
ASPI	▼	6,108.22
S&P SL20	▲	2,397.26
Daily Turnover		Rs. 2,452.36 mn

Market Capitalisation PE Ratio
Rs. 2,663.67 bn 10.4

Foreign Purchases and Sales

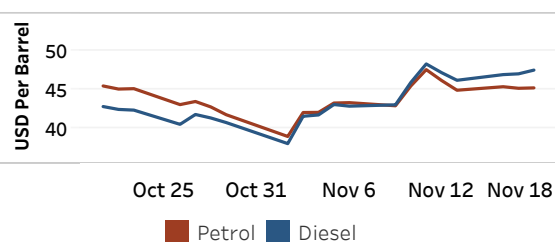


Source: Colombo Stock Exchange

Energy

Refined Oil Products - Singapore Market

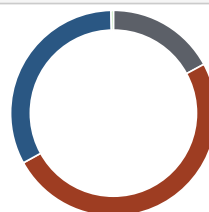
USD per Barrel	Petrol	Diesel
18-Nov-20	45.15	47.44



Source: Reuters

Electricity Generation

	18-Nov-20
Total Energy (GWh)	37.60
Peak Demand (MW)	2,321.93



Per cent	Source
17.1	Thermal Coal
49.9	Thermal Oil
32.6	Hydro
0.4	Wind

Source: Ceylon Electricity Board