

Real GDP 2020 Q1: -1.6% NCPI Y-o-Y Change (2013=100) Sep: 6.4% CCPI Y-o-Y Change (2013=100) Oct: 4.0%

Exchange Rates

17-Nov-20	TT Buying	TT Selling
Rs. Per Unit		
USD	183.0100	187.3100
GBP	240.7767	248.8527
EUR	215.8102	223.4337
JPY	1.7318	1.8119

Indicative USD Spot Exchange Rate



Source: Central Bank of Sri Lanka

Gold Price

13-Nov-20	16-Nov-20	17-Nov-20
USD 1,878.75	USD 1,896.65	USD 1,890.15

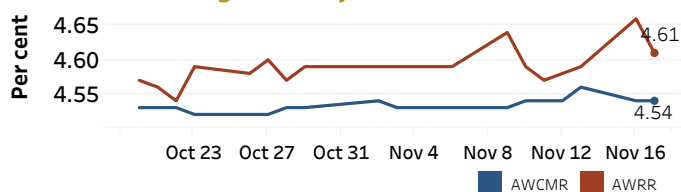


Source: Reuters

Money Market

Policy Rates: SDF Rate: 4.50% SLF Rate: 5.50% Bank Rate: 8.50% SRR: 2.00%

Overnight Money Market Rates



16-Nov-20 17-Nov-20

Yield Rates of T-Bills

	Primary Market	Secondary Market
	13-Nov-20	16-Nov-20
91 Day	4.60	4.41
182 Day	4.70	4.69
364 Day	4.97	4.90

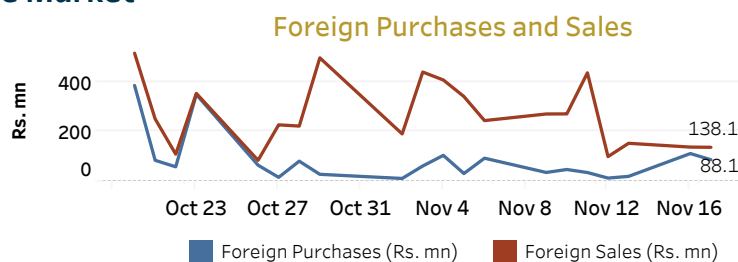
Overnight Liquidity (Rs. bn)	188.88	180.55
------------------------------	--------	--------

Source: Central Bank of Sri Lanka

Share Market

17-Nov-20	
ASPI	6,108.93
S&P SL20	2,395.71
Daily Turnover	Rs. 2,212.45 mn

Market Capitalisation	PE Ratio
Rs. 2,663.97 bn	10.4

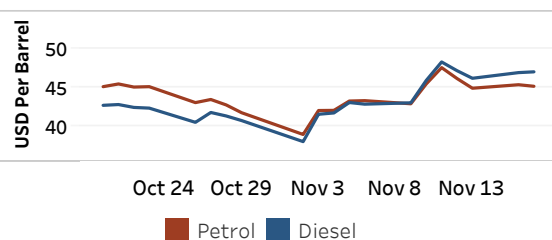


Source: Colombo Stock Exchange

Energy

Refined Oil Products - Singapore Market

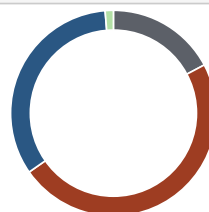
USD per Barrel	Petrol	Diesel
17-Nov-20	45.10	46.96



Source: Reuters

Electricity Generation

	17-Nov-20
Total Energy (GWh)	38.00
Peak Demand (MW)	2,274.00



Source: Ceylon Electricity Board