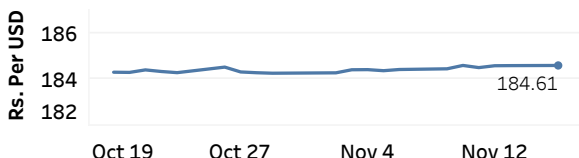


Real GDP 2020 Q1: -1.6% NCPI Y-o-Y Change (2013=100) Sep: 6.4% CCPI Y-o-Y Change (2013=100) Oct: 4.0%

Exchange Rates

Rs. Per Unit	TT Buying	TT Selling
USD	182.5000	186.8000
GBP	240.2630	248.3287
EUR	215.0161	222.6346
JPY	1.7260	1.8060

Indicative USD Spot Exchange Rate



Source: Central Bank of Sri Lanka

Gold Price

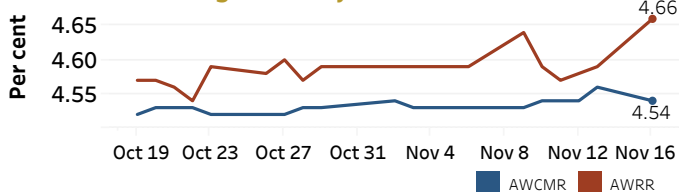


Source: Reuters

Money Market

Policy Rates: SDF Rate: 4.50% SLF Rate: 5.50% Bank Rate: 8.50% SRR: 2.00%

Overnight Money Market Rates



Yield Rates of T-Bills

	Primary Market	Secondary Market
	13-Nov-20	13-Nov-20
91 Day	4.60	4.60
182 Day	4.70	4.69
364 Day	4.97	4.90

Overnight Liquidity (Rs. bn) 170.06 188.88

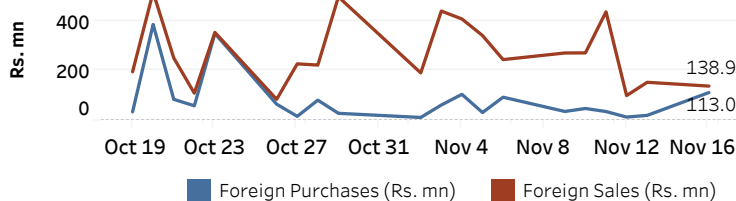
Source: Central Bank of Sri Lanka

Share Market

16-Nov-20		
ASPI	▼	6,076.92
S&P SL20	▼	2,386.69
Daily Turnover		Rs. 1,391.72 mn

Market Capitalisation	PE Ratio
Rs. 2,650.02 bn	10.3

Foreign Purchases and Sales

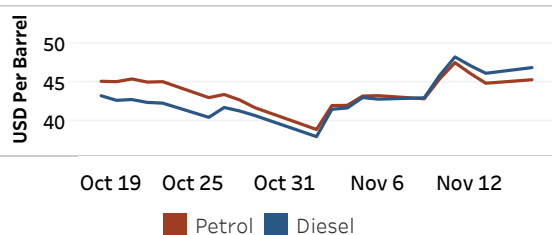


Source: Colombo Stock Exchange

Energy

Refined Oil Products - Singapore Market

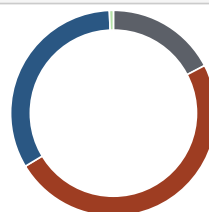
USD per Barrel	Petrol	Diesel
16-Nov-20	45.30	46.86



Source: Reuters

Electricity Generation

	16-Nov-20
Total Energy (GWh)	37.06
Peak Demand (MW)	2,311.80



Per cent	Source
17.3	Thermal Coal
49.1	Thermal Oil
33.0	Hydro
0.6	Wind

Source: Ceylon Electricity Board