



Real GDP 2020 Q1: -1.6% NCPI Y-o-Y Change (2013=100) Sep: 6.4% CCPI Y-o-Y Change (2013=100) Oct: 4.0%

Exchange Rates

13-Nov-20	TT Buying	TT Selling
Rs. Per Unit		
USD	182.4000	186.7000
GBP	238.0414	246.0631
EUR	214.0317	221.6294
JPY	1.7190	1.7986

Indicative USD Spot Exchange Rate



Source: Central Bank of Sri Lanka

Gold Price

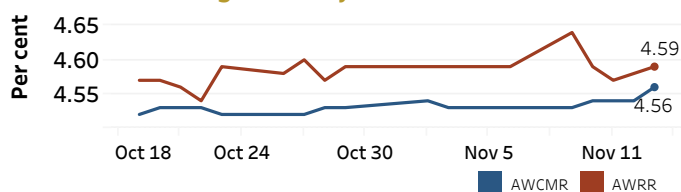


Source: Reuters

Money Market

Policy Rates: SDF Rate: 4.50% SLF Rate: 5.50% Bank Rate: 8.50% SRR: 2.00%

Overnight Money Market Rates



Yield Rates of T-Bills

	Primary Market	Secondary Market
	06-Nov-20	12-Nov-20
91 Day	4.57	4.53
182 Day	4.69	4.61
364 Day	4.96	4.80

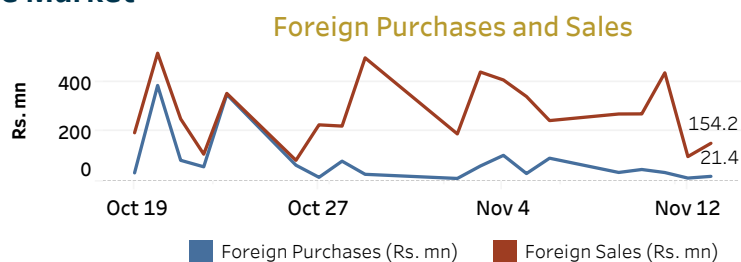
Overnight Liquidity (Rs. bn) 147.07 170.06

Source: Central Bank of Sri Lanka

Share Market

13-Nov-20	
ASPI	6,082.42
S&P SL20	2,401.37
Daily Turnover	Rs. 1,934.39 mn

Market Capitalisation PE Ratio
Rs. 2,652.42 bn 10.3

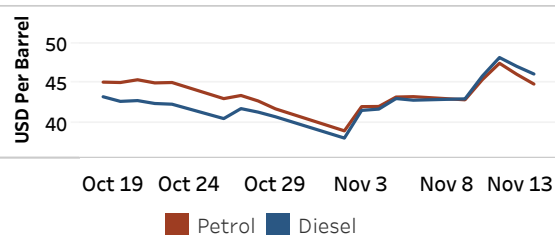


Source: Colombo Stock Exchange

Energy

Refined Oil Products - Singapore Market

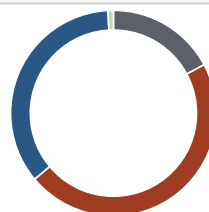
USD per Barrel	Petrol	Diesel
13-Nov-20	44.85	46.13



Source: Reuters

Electricity Generation

	13-Nov-20
Total Energy (GWh)	38.12
Peak Demand (MW)	2,152.80



Per cent	Source
17.2	Thermal Coal
46.7	Thermal Oil
35.2	Hydro
0.8	Wind

Source: Ceylon Electricity Board