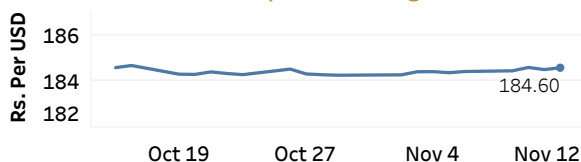


Real GDP 2020 Q1: -1.6% NCPI Y-o-Y Change (2013=100) Sep: 6.4% CCPI Y-o-Y Change (2013=100) Oct: 4.0%

Exchange Rates

12-Nov-20	TT Buying	TT Selling
Rs. Per Unit		
USD	182.4000	186.7000
GBP	239.9030	247.9756
EUR	213.6041	221.1817
JPY	1.7128	1.7921

Indicative USD Spot Exchange Rate



Source: Central Bank of Sri Lanka

Gold Price

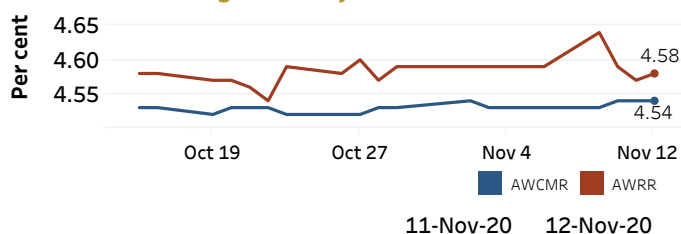


Source: Reuters

Money Market

Policy Rates: SDF Rate: 4.50% SLF Rate: 5.50% Bank Rate: 8.50% SRR: 2.00%

Overnight Money Market Rates



Yield Rates of T-Bills

	Primary Market	Secondary Market
	06-Nov-20	11-Nov-20
91 Day	4.57	4.68
182 Day	4.69	4.61
364 Day	4.96	4.80

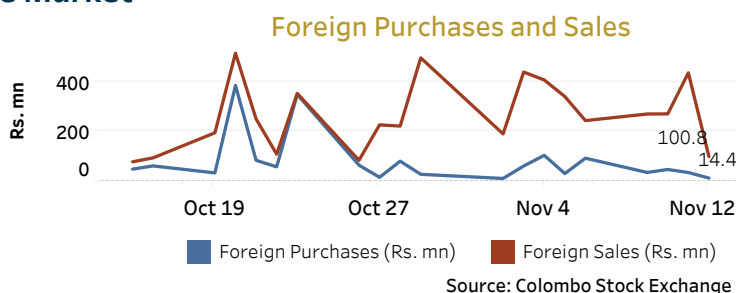
Overnight Liquidity (Rs. bn)	153.05	147.07
------------------------------	--------	--------

Source: Central Bank of Sri Lanka

Share Market

12-Nov-20	
ASPI	6,090.97
S&P SL20	2,403.57
Daily Turnover	
Rs. 1,573.46 mn	

Market Capitalisation	PE Ratio
Rs. 2,656.14 bn	10.3

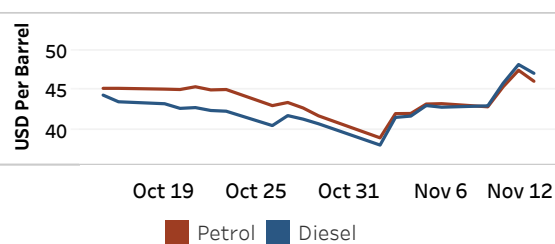


Source: Colombo Stock Exchange

Energy

Refined Oil Products - Singapore Market

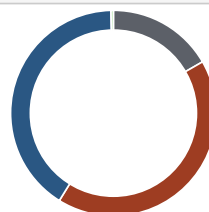
USD per Barrel	Petrol	Diesel
12-Nov-20	46.10	47.11



Source: Reuters

Electricity Generation

12-Nov-20	
Total Energy (GWh)	37.96
Peak Demand (MW)	2,230.01



Per cent	Source
16.7	Thermal Coal
42.2	Thermal Oil
40.8	Hydro
0.4	Wind

Source: Ceylon Electricity Board