

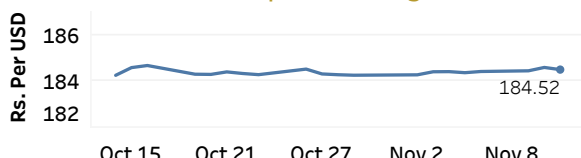


Real GDP 2020 Q1: -1.6% NCPI Y-o-Y Change (2013=100) Sep: 6.4% CCPI Y-o-Y Change (2013=100) Oct: 4.0%

Exchange Rates

11-Nov-20	TT Buying	TT Selling
Rs. Per Unit		
USD	182.3500	186.6500
GBP	240.8536	248.9343
EUR	214.3962	222.0049
JPY	1.7153	1.7948

Indicative USD Spot Exchange Rate



Source: Central Bank of Sri Lanka

Gold Price

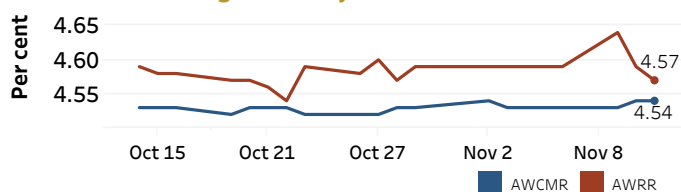


Source: Reuters

Money Market

Policy Rates: SDF Rate: 4.50% SLF Rate: 5.50% Bank Rate: 8.50% SRR: 2.00%

Overnight Money Market Rates



Yield Rates of T-Bills

	Primary Market	Secondary Market
	06-Nov-20	10-Nov-20
91 Day	4.57	4.61
182 Day	4.69	4.61
364 Day	4.96	4.94

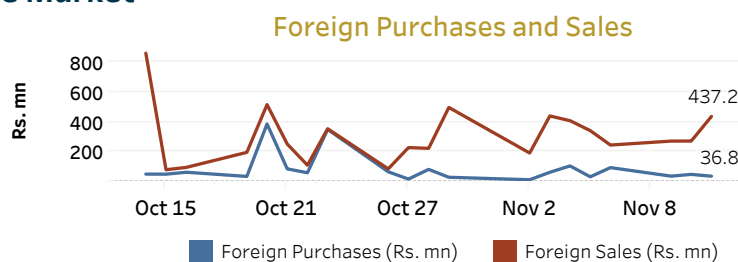
Overnight Liquidity (Rs. bn)	156.57	153.05
------------------------------	--------	--------

Source: Central Bank of Sri Lanka

Share Market

11-Nov-20	
ASPI	▲ 6,097.93
S&P SL20	▲ 2,432.55
Daily Turnover	
Rs. 3,067.32 mn	

Market Capitalisation	PE Ratio
Rs. 2,659.16 bn	10.3

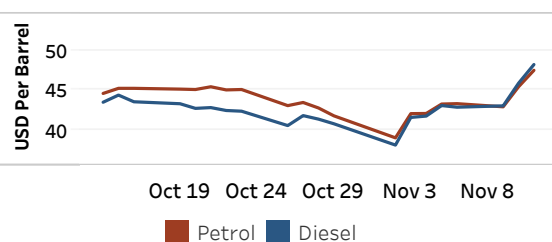


Source: Colombo Stock Exchange

Energy

Refined Oil Products - Singapore Market

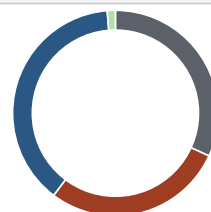
USD per Barrel	Petrol	Diesel
11-Nov-20	47.50	48.23



Source: Reuters

Electricity Generation

	10-Nov-20
Total Energy (GWh)	38.18
Peak Demand (MW)	2,322.80



Per cent	Source
31.8	Thermal Coal
28.4	Thermal Oil
38.5	Hydro
1.3	Wind

Source: Ceylon Electricity Board