



Real GDP 2020 Q1: -1.6% NCPI Y-o-Y Change (2013=100) Sep: 6.4% CCPI Y-o-Y Change (2013=100) Oct: 4.0%

Exchange Rates

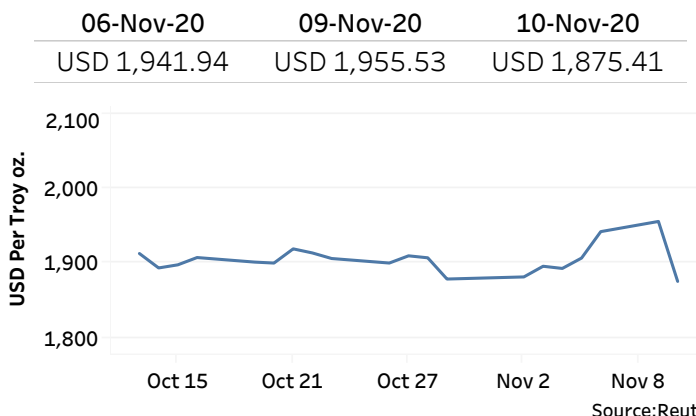
10-Nov-20	TT Buying	TT Selling
Rs. Per Unit		
USD	182.3400	186.6600
GBP	239.5386	247.3353
EUR	214.5178	222.0459
JPY	1.7226	1.7972

Indicative USD Spot Exchange Rate



Source: Central Bank of Sri Lanka

Gold Price

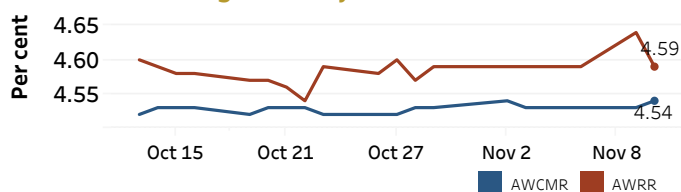


Source: Reuters

Money Market

Policy Rates: SDF Rate: 4.50% SLF Rate: 5.50% Bank Rate: 8.50% SRR: 2.00%

Overnight Money Market Rates



Yield Rates of T-Bills

	Primary Market	Secondary Market
	06-Nov-20	09-Nov-20
91 Day	4.57	4.61
182 Day	4.69	4.61
364 Day	4.96	4.94

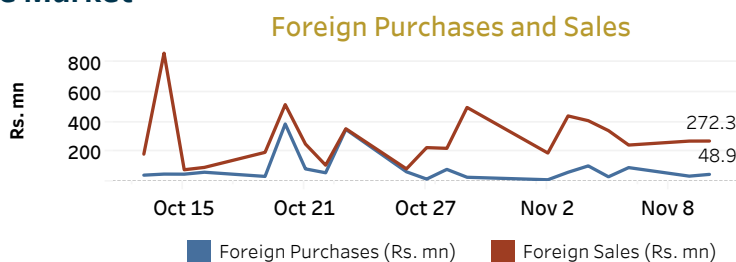
Overnight Liquidity (Rs. bn)	157.45	156.57
------------------------------	--------	--------

Source: Central Bank of Sri Lanka

Share Market

10-Nov-20	
ASPI	6,095.89
S&P SL20	2,411.60
Daily Turnover	Rs. 3,609.06 mn

Market Capitalisation	PE Ratio
Rs. 2,658.27 bn	10.3

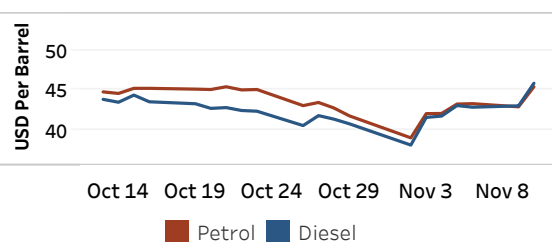


Source: Colombo Stock Exchange

Energy

Refined Oil Products - Singapore Market

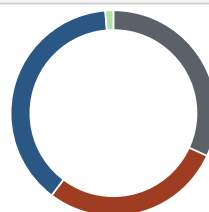
USD per Barrel	Petrol	Diesel
10-Nov-20	45.40	45.85



Source: Reuters

Electricity Generation

	10-Nov-20
Total Energy (GWh)	38.18
Peak Demand (MW)	2,322.80



Source: Ceylon Electricity Board