

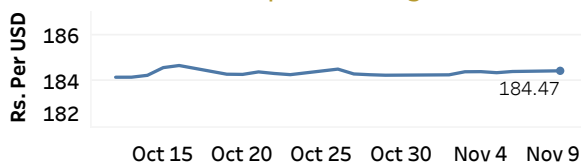


Real GDP 2020 Q1: -1.6% NCPI Y-o-Y Change (2013=100) Sep: 6.4% CCPI Y-o-Y Change (2013=100) Oct: 4.0%

## Exchange Rates

09-Nov-20	TT Buying	TT Selling
Rs. Per Unit		
USD	182.3200	186.6400
GBP	239.4346	247.2318
EUR	215.6369	223.1593
JPY	1.7479	1.8234

### Indicative USD Spot Exchange Rate



Source: Central Bank of Sri Lanka

## Gold Price

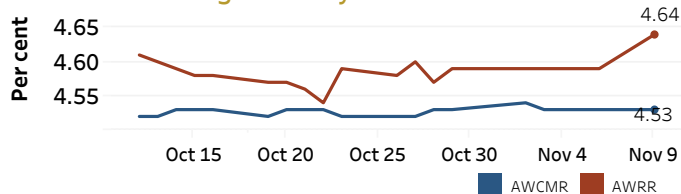


Source: Reuters

## Money Market

Policy Rates: SDF Rate: 4.50% SLF Rate: 5.50% Bank Rate: 8.50% SRR: 2.00%

### Overnight Money Market Rates



06-Nov-20 09-Nov-20

### Yield Rates of T-Bills

	Primary Market	Secondary Market
	06-Nov-20	06-Nov-20
91 Day	4.57	4.61
182 Day	4.69	4.61
364 Day	4.96	4.94

Overnight Liquidity (Rs. bn) 148.80 157.45

Source: Central Bank of Sri Lanka

## Share Market

09-Nov-20

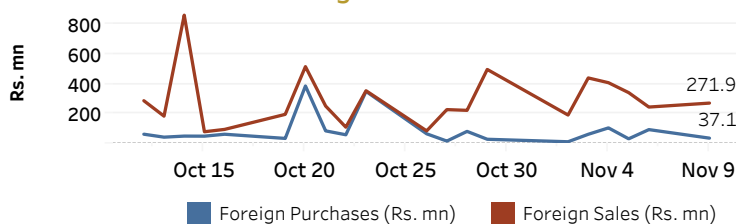
ASPI ▲ 6,114.50  
S&P SL20 ▲ 2,379.69

### Daily Turnover

Rs. 5,518.35 mn

Market Capitalisation PE Ratio  
Rs. 2,664.30 bn 10.4

### Foreign Purchases and Sales

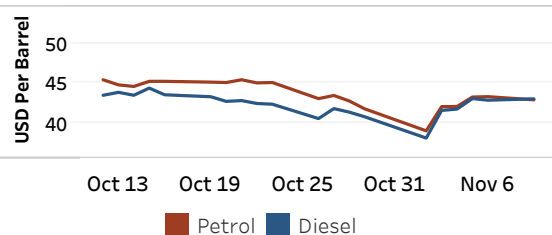


Source: Colombo Stock Exchange

## Energy

### Refined Oil Products - Singapore Market

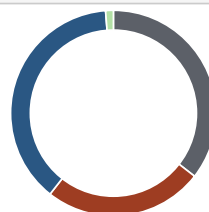
USD per Barrel	Petrol	Diesel
09-Nov-20	42.85	42.97



Source: Reuters

### Electricity Generation

	09-Nov-20
Total Energy (GWh)	36.07
Peak Demand (MW)	2,256.00



Per cent	Source
35.5	Thermal Coal
25.0	Thermal Oil
38.2	Hydro
1.2	Wind

Source: Ceylon Electricity Board