

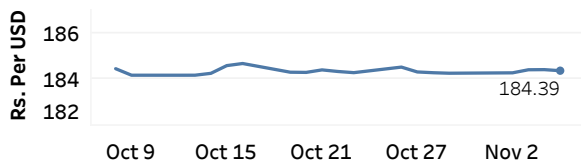


Real GDP 2020 Q1: -1.6% NCPI Y-o-Y Change (2013=100) Sep: 6.4% CCPI Y-o-Y Change (2013=100) Oct: 4.0%

Exchange Rates

05-Nov-20	TT Buying	TT Selling
Rs. Per Unit		
USD	182.2500	186.5700
GBP	235.2977	243.0266
EUR	212.5337	220.0173
JPY	1.7316	1.8065

Indicative USD Spot Exchange Rate



Source: Central Bank of Sri Lanka

Gold Price

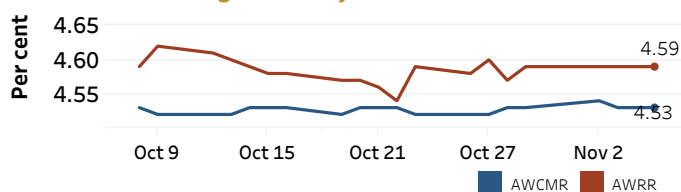


Source: Reuters

Money Market

Policy Rates: SDF Rate: 4.50% SLF Rate: 5.50% Bank Rate: 8.50% SRR: 2.00%

Overnight Money Market Rates



Yield Rates of T-Bills

	Primary Market 29-Oct-20	Secondary Market 04-Nov-20
91 Day	4.57	4.53
182 Day	4.69	4.57
364 Day	4.96	4.95

Overnight Liquidity (Rs. bn) 141.32 152.59

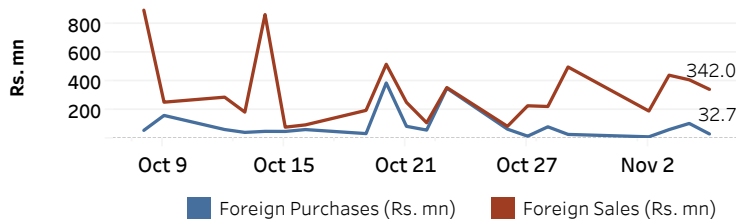
Source: Central Bank of Sri Lanka

Share Market

05-Nov-20	
ASPI	▲ 6,004.11
S&P SL20	▲ 2,347.40
Daily Turnover	
Rs. 4,280.40 mn	

Market Capitalisation PE Ratio
Rs. 2,616.20 bn 10.2

Foreign Purchases and Sales

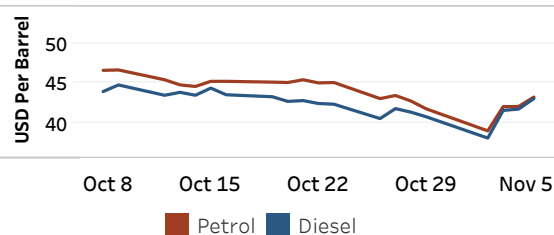


Source: Colombo Stock Exchange

Energy

Refined Oil Products - Singapore Market

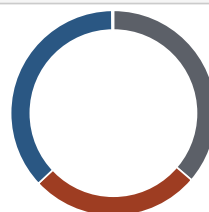
USD per Barrel	Petrol	Diesel
05-Nov-20	43.20	43.01



Source: Reuters

Electricity Generation

05-Nov-20	
Total Energy (GWh)	36.11
Peak Demand (MW)	2,208.35



Per cent	Source
36.3	Thermal Coal
26.7	Thermal Oil
36.8	Hydro
0.2	Wind

Source: Ceylon Electricity Board