



Real GDP 2020 Q1: -1.6% NCPI Y-o-Y Change (2013=100) Sep: 6.4% CCPI Y-o-Y Change (2013=100) Oct: 4.0%

Exchange Rates

04-Nov-20	TT Buying	TT Selling
Rs. Per Unit		
USD	182.2500	186.5500
GBP	235.6518	243.6399
EUR	211.0043	218.5362
JPY	1.7148	1.7943

Indicative USD Spot Exchange Rate



Source: Central Bank of Sri Lanka

Gold Price

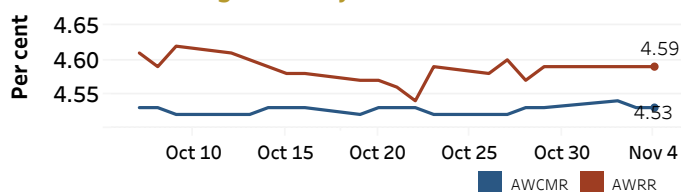


Source: Reuters

Money Market

Policy Rates: SDF Rate: 4.50% SLF Rate: 5.50% Bank Rate: 8.50% SRR: 2.00%

Overnight Money Market Rates



03-Nov-20 04-Nov-20

Yield Rates of T-Bills

	Primary Market 29-Oct-20	Secondary Market 03-Nov-20
91 Day	4.57	4.53
182 Day	4.69	4.56
364 Day	4.96	4.95

Overnight Liquidity (Rs. bn) 133.17 141.32

Source: Central Bank of Sri Lanka

Share Market

04-Nov-20

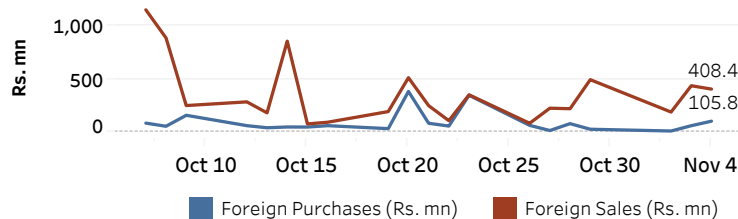
ASPI ▲ 5,905.91
S&P SL20 ▲ 2,317.83

Daily Turnover

Rs. 3,534.95 mn

Market Capitalisation PE Ratio
Rs. 2,573.41 bn 10.0

Foreign Purchases and Sales

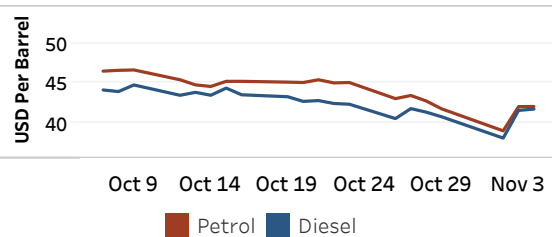


Source: Colombo Stock Exchange

Energy

Refined Oil Products - Singapore Market

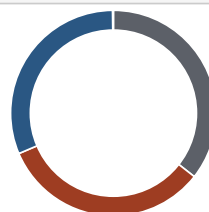
USD per Barrel	Petrol	Diesel
04-Nov-20	42.00	41.67



Source: Reuters

Electricity Generation

	04-Nov-20
Total Energy (GWh)	36.83
Peak Demand (MW)	2,079.40



Per cent	Source
35.6	Thermal Coal
33.0	Thermal Oil
31.3	Hydro
0.1	Wind

Source: Ceylon Electricity Board