

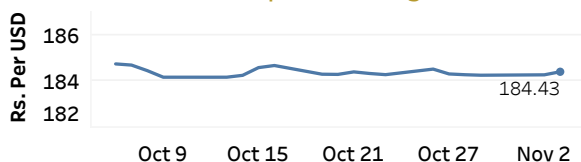


Real GDP 2020 Q1: -1.6% NCPI Y-o-Y Change (2013=100) Sep: 6.4% CCPI Y-o-Y Change (2013=100) Oct: 4.0%

Exchange Rates

03-Nov-20	TT Buying	TT Selling
Rs. Per Unit		
USD	182.2900	186.6100
GBP	234.7628	242.4835
EUR	211.1834	218.6298
JPY	1.7248	1.7995

Indicative USD Spot Exchange Rate



Source: Central Bank of Sri Lanka

Gold Price

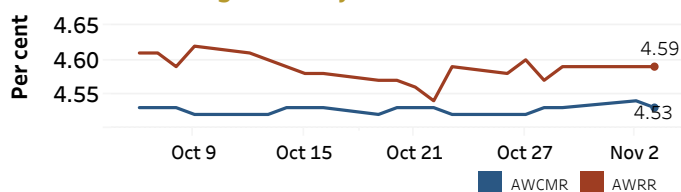


Source: Reuters

Money Market

Policy Rates: SDF Rate: 4.50% SLF Rate: 5.50% Bank Rate: 8.50% SRR: 2.00%

Overnight Money Market Rates



Yield Rates of T-Bills

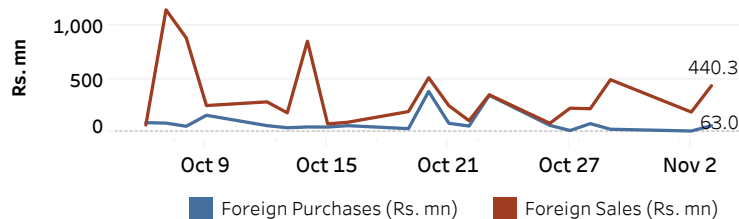
	Primary Market	Secondary Market
	29-Oct-20	02-Nov-20
91 Day	4.57	4.53
182 Day	4.69	4.56
364 Day	4.96	4.95

Overnight Liquidity (Rs. bn)	136.61	133.17
------------------------------	--------	--------

Source: Central Bank of Sri Lanka

Share Market

Foreign Purchases and Sales



Source: Colombo Stock Exchange

03-Nov-20

ASPI	▲	5,843.27
S&P SL20	▲	2,294.39

Daily Turnover

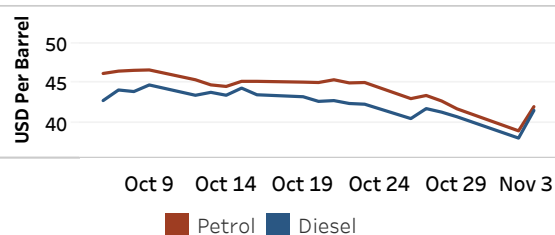
Rs. 2,711.80 mn

Market Capitalisation	PE Ratio
Rs. 2,546.12 bn	9.9

Energy

Refined Oil Products - Singapore Market

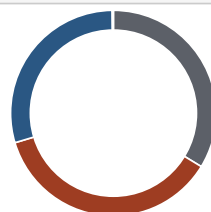
USD per Barrel	Petrol	Diesel
03-Nov-20	41.98	41.50



Source: Reuters

Electricity Generation

	03-Nov-20
Total Energy (GWh)	38.99
Peak Demand (MW)	2,274.80



Per cent	Source
33.7	Thermal Coal
36.7	Thermal Oil
29.4	Hydro
0.2	Wind

Source: Ceylon Electricity Board