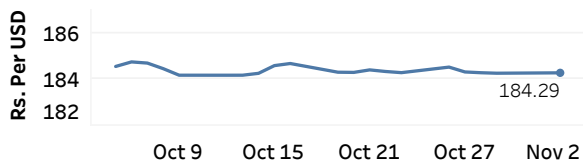


Real GDP 2020 Q1: -1.6% NCPI Y-o-Y Change (2013=100) Sep: 6.4% CCPI Y-o-Y Change (2013=100) Oct: 4.0%

## Exchange Rates

02-Nov-20	TT Buying	TT Selling
Rs. Per Unit		
USD	182.1200	186.4400
GBP	234.6213	242.3519
EUR	210.9035	218.3590
JPY	1.7241	1.7988

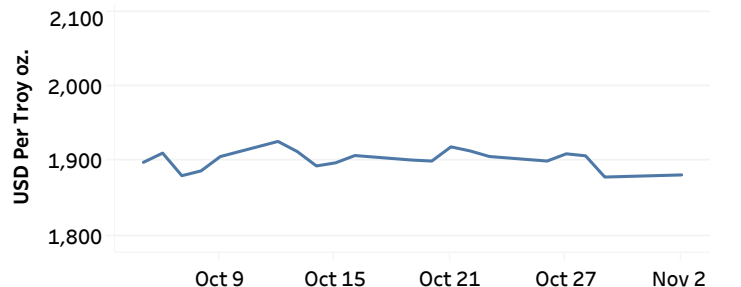
### Indicative USD Spot Exchange Rate



Source: Central Bank of Sri Lanka

## Gold Price

28-Oct-20	29-Oct-20	02-Nov-20
USD 1,906.95	USD 1,878.57	USD 1,881.40

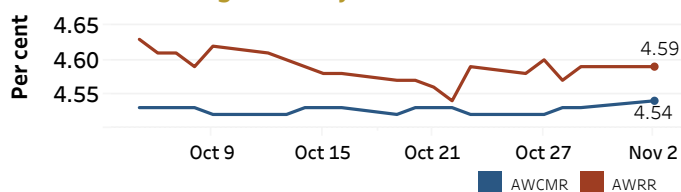


Source: Reuters

## Money Market

Policy Rates: SDF Rate: 4.50% SLF Rate: 5.50% Bank Rate: 8.50% SRR: 2.00%

### Overnight Money Market Rates



### Yield Rates of T-Bills

	Primary Market	Secondary Market
	29-Oct-20	29-Oct-20
91 Day	4.57	4.53
182 Day	4.69	4.62
364 Day	4.96	4.95

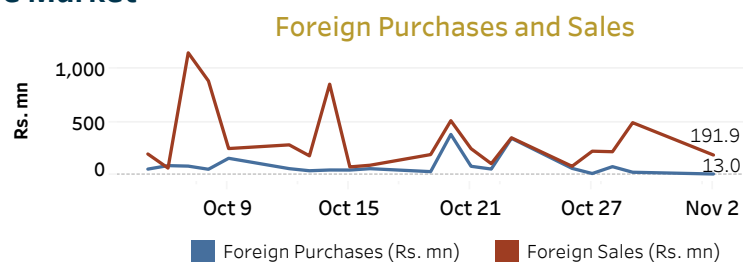
	29-Oct-20	02-Nov-20
Overnight Liquidity (Rs. bn)	153.11	136.61

Source: Central Bank of Sri Lanka

## Share Market

02-Nov-20	
ASPI	5,713.58
S&P SL20	2,262.94
Daily Turnover	
Rs. 1,254.77 mn	

Market Capitalisation	PE Ratio
Rs. 2,489.60 bn	9.7

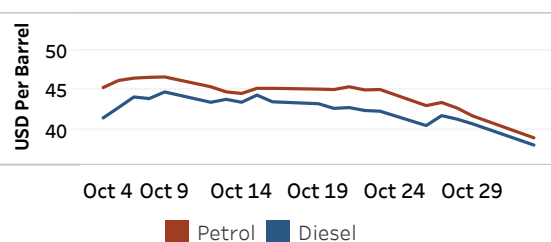


Source: Colombo Stock Exchange

## Energy

### Refined Oil Products - Singapore Market

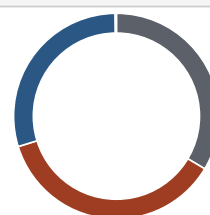
USD per Barrel	Petrol	Diesel
02-Nov-20	38.90	37.98



Source: Reuters

### Electricity Generation

	02-Nov-20
Total Energy (GWh)	39.00
Peak Demand (MW)	2,339.80



Per cent	Source
33.6	Thermal Coal
36.7	Thermal Oil
29.6	Hydro
0.2	Wind

Source: Ceylon Electricity Board