



Real GDP 2020 Q1: -1.6% NCPI Y-o-Y Change (2013=100) Sep: 6.4% CCPI Y-o-Y Change (2013=100) Oct: 4.0%

Exchange Rates

29-Oct-20	TT Buying	TT Selling
Rs. Per Unit		
USD	182.1300	186.4500
GBP	235.7448	243.4905
EUR	212.8676	220.3647
JPY	1.7276	1.8024

Indicative USD Spot Exchange Rate



Source: Central Bank of Sri Lanka

Gold Price

27-Oct-20	28-Oct-20	29-Oct-20
USD 1,909.59	USD 1,906.95	USD 1,878.57

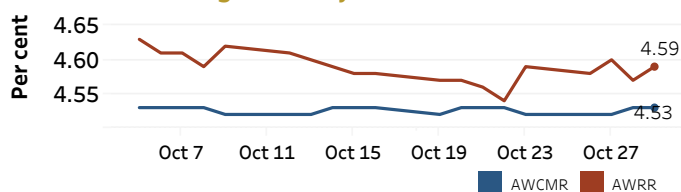


Source: Reuters

Money Market

Policy Rates: SDF Rate: 4.50% SLF Rate: 5.50% Bank Rate: 8.50% SRR: 2.00%

Overnight Money Market Rates



28-Oct-20 29-Oct-20

Yield Rates of T-Bills

	Primary Market 23-Oct-20	Secondary Market 28-Oct-20
91 Day	-	4.64
182 Day	3.87	4.70
364 Day	4.13	4.95

Overnight Liquidity (Rs. bn)	191.26	153.11
------------------------------	--------	--------

Source: Central Bank of Sri Lanka

Share Market

29-Oct-20

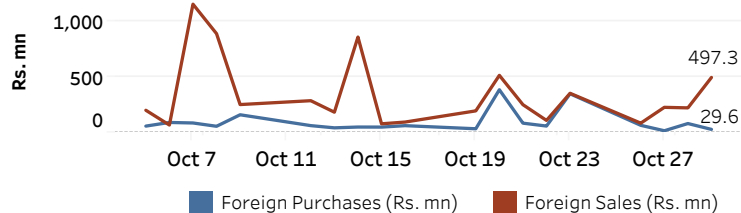
ASPI	▲	5,726.59
S&P SL20	▲	2,282.20

Daily Turnover

Rs. 1,641.84 mn

Market Capitalisation	PE Ratio
Rs. 2,494.26 bn	9.7

Foreign Purchases and Sales

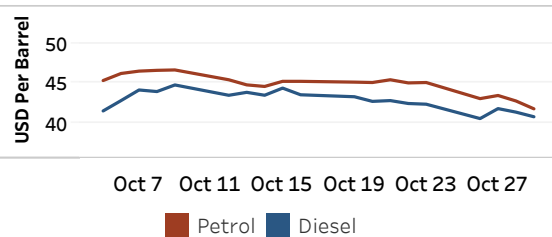


Source: Colombo Stock Exchange

Energy

Refined Oil Products - Singapore Market

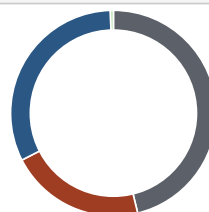
USD per Barrel	Petrol	Diesel
29-Oct-20	41.70	40.69



Source: Reuters

Electricity Generation

	29-Oct-20
Total Energy (GWh)	41.78
Peak Demand (MW)	2,433.73



Per cent	Source
46.2	Thermal Coal
21.2	Thermal Oil
32.1	Hydro
0.5	Wind

Source: Ceylon Electricity Board