



Real GDP 2020 Q1: -1.6% NCPI Y-o-Y Change (2013=100) Sep: 6.4% CCPI Y-o-Y Change (2013=100) Sep: 4.0%

Exchange Rates

28-Oct-20	TT Buying	TT Selling
Rs. Per Unit		
USD	182.1400	186.4600
GBP	236.5249	244.2766
EUR	213.4041	220.8920
JPY	1.7295	1.8045

Indicative USD Spot Exchange Rate



Source: Central Bank of Sri Lanka

Gold Price

26-Oct-20	27-Oct-20	28-Oct-20
USD 1,899.95	USD 1,909.59	USD 1,906.95

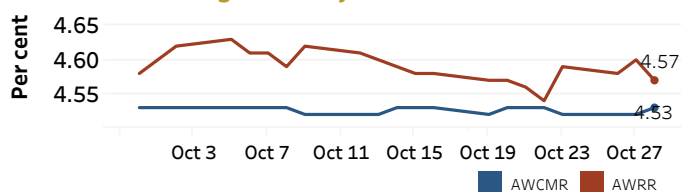


Source: Reuters

Money Market

Policy Rates: SDF Rate: 4.50% SLF Rate: 5.50% Bank Rate: 8.50% SRR: 2.00%

Overnight Money Market Rates



27-Oct-20 28-Oct-20

Overnight Liquidity (Rs. bn)	191.21	191.26
------------------------------	--------	--------

Yield Rates of T-Bills

	Primary Market 23-Oct-20	Secondary Market 27-Oct-20
91 Day	-	4.64
182 Day	3.87	4.70
364 Day	4.13	4.91

Source: Central Bank of Sri Lanka

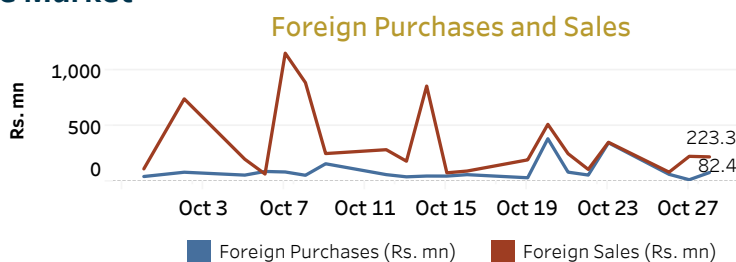
Share Market

28-Oct-20	
ASPI	5,600.20
S&P SL20	2,238.97

Daily Turnover

Rs. 1,251.16 mn

Market Capitalisation	PE Ratio
Rs. 2,439.22 bn	9.5

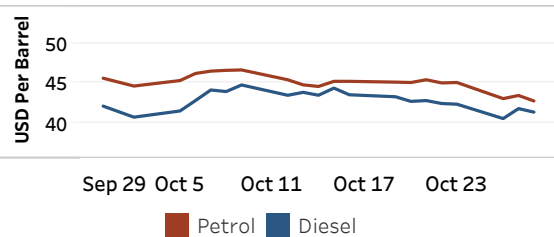


Source: Colombo Stock Exchange

Energy

Refined Oil Products - Singapore Market

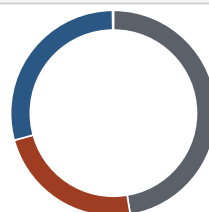
USD per Barrel	Petrol	Diesel
28-Oct-20	42.70	41.28



Source: Reuters

Electricity Generation

	28-Oct-20
Total Energy (GWh)	41.40
Peak Demand (MW)	2,438.50



Per cent
47.4 Thermal Coal
23.4 Thermal Oil
29.1 Hydro
0.1 Wind

Source: Ceylon Electricity Board