



Real GDP 2020 Q1: -1.6% NCPI Y-o-Y Change (2013=100) Sep: 6.4% CCPI Y-o-Y Change (2013=100) Sep: 4.0%

Exchange Rates

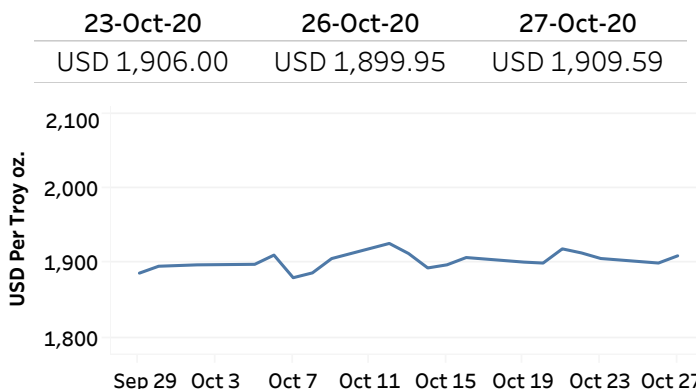
27-Oct-20	TT Buying	TT Selling
Rs. Per Unit		
USD	182.1600	186.4600
GBP	236.2574	244.2470
EUR	214.0473	221.6347
JPY	1.7199	1.7997

Indicative USD Spot Exchange Rate



Source: Central Bank of Sri Lanka

Gold Price

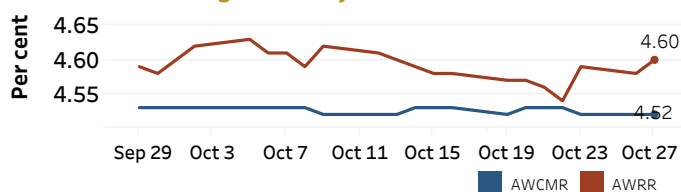


Source: Reuters

Money Market

Policy Rates: SDF Rate: 4.50% SLF Rate: 5.50% Bank Rate: 8.50% SRR: 2.00%

Overnight Money Market Rates



Yield Rates of T-Bills

	Primary Market	Secondary Market
	23-Oct-20	26-Oct-20
91 Day	-	4.64
182 Day	3.87	4.70
364 Day	4.13	4.91

	26-Oct-20	27-Oct-20
Overnight Liquidity (Rs. bn)	191.59	191.21

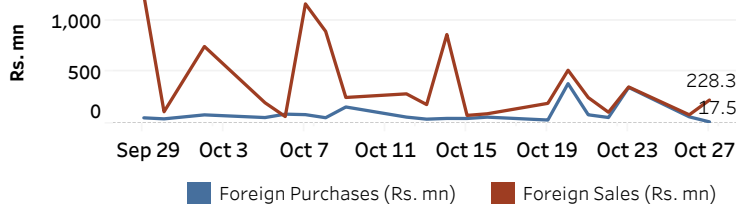
Source: Central Bank of Sri Lanka

Share Market

27-Oct-20		
ASPI	▲	5,680.28
S&P SL20	▲	2,260.97
Daily Turnover		
Rs. 1,090.92 mn		

Market Capitalisation	PE Ratio
Rs. 2,474.09 bn	9.6

Foreign Purchases and Sales

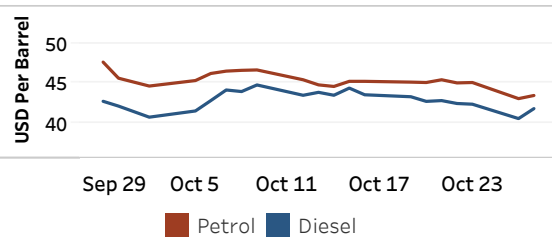


Source: Colombo Stock Exchange

Energy

Refined Oil Products - Singapore Market

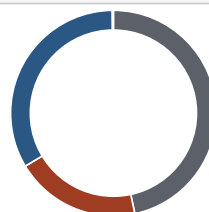
USD per Barrel	Petrol	Diesel
27-Oct-20	43.40	41.73



Source: Reuters

Electricity Generation

	27-Oct-20
Total Energy (GWh)	41.97
Peak Demand (MW)	2,432.50



Per cent	Source
46.7	Thermal Coal
19.7	Thermal Oil
33.4	Hydro
0.2	Wind

Source: Ceylon Electricity Board