



Real GDP 2020 Q1: -1.6% NCPI Y-o-Y Change (2013=100) Sep: 6.4% CCPI Y-o-Y Change (2013=100) Sep: 4.0%

Exchange Rates

26-Oct-20	TT Buying	TT Selling
Rs. Per Unit		
USD	182.1000	186.4000
GBP	236.0906	244.0765
EUR	214.2842	221.8879
JPY	1.7171	1.7968

Indicative USD Spot Exchange Rate



Source: Central Bank of Sri Lanka

Gold Price

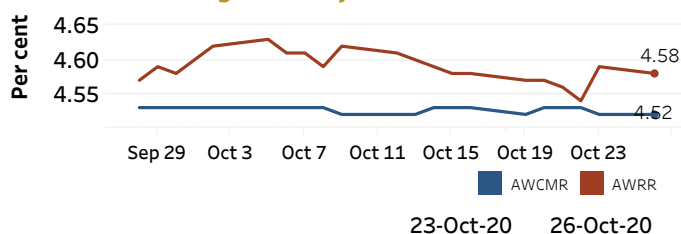


Source: Reuters

Money Market

Policy Rates: SDF Rate: 4.50% SLF Rate: 5.50% Bank Rate: 8.50% SRR: 2.00%

Overnight Money Market Rates



Yield Rates of T-Bills

	Primary Market	Secondary Market
	23-Oct-20	23-Oct-20
91 Day	-	4.64
182 Day	3.87	4.70
364 Day	4.13	4.61

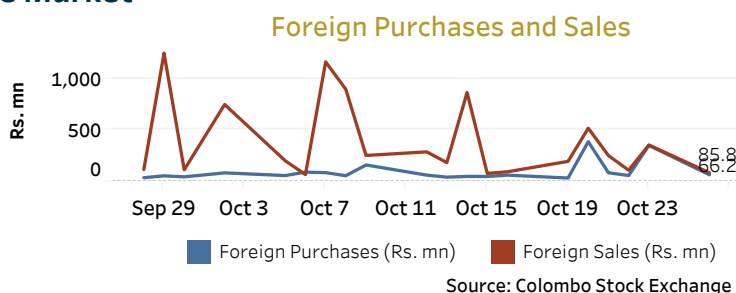
Overnight Liquidity (Rs. bn)	203.11	191.59
------------------------------	--------	--------

Source: Central Bank of Sri Lanka

Share Market

26-Oct-20	
ASPI	5,669.33
S&P SL20	2,254.79
Daily Turnover	
Rs. 1,012.32 mn	

Market Capitalisation	PE Ratio
Rs. 2,467.80 bn	9.6

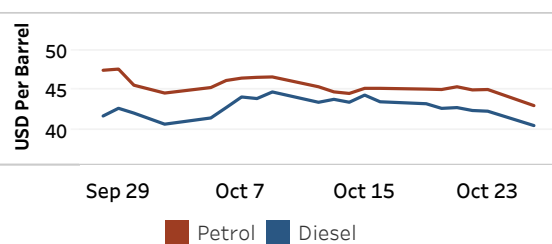


Source: Colombo Stock Exchange

Energy

Refined Oil Products - Singapore Market

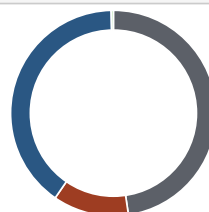
USD per Barrel	Petrol	Diesel
26-Oct-20	43.00	40.46



Source: Reuters

Electricity Generation

	26-Oct-20
Total Energy (GWh)	41.14
Peak Demand (MW)	2,451.90



Per cent	Source
47.7	Thermal Coal
11.9	Thermal Oil
40.1	Hydro
0.3	Wind

Source: Ceylon Electricity Board